

DAVE



*W. P. Davis
10300 Joaquin Drive
Dallas, Texas 75228*

1970 COWBOYS

FINGER TIP INFORMATION

OFFICE ADDRESS — 6116 North Central Expressway • Dallas, Texas 75206

OFFICE TELEPHONE — 369-3211 (Area Code 214)

HOME FIELD — Cotton Bowl (Capacity: 72,132)

COLORS — Royal Blue, Metallic Blue and White

TICKET INFORMATION

Reserved Seats — \$7.00 Student Tickets — \$1.00

General Admission — \$5.00

COWBOY TICKET OUTLETS

DALLAS — ALL JAS. K. WILSON STORES, ALL REYNOLDS PENLAND STORES,
GUS ROOS, AND COWBOYS TICKET OFFICE (6116 N. Central Expwy).

FORT WORTH — CENTRAL TICKET AGENCY (Texas Hotel Lobby).

IRVING — GARRETT CHEVROLET (503 E. Irving Blvd.).

RICHARDSON — SUN REXALL DRUGS (Richardson Hts. Village).

INDEX

COWBOYS

Attendance	88
Coaches	5-9
Directory	2
Draft List (1961-1970)	49-51
Eastern Conference Playoff	72
History (Roster)	65
History (Team)	98-100
Honors; Cowboys	94-95
Longest Plays	90
Management	4
NFL Playoff Bowl	72
Opponents, 1970	55-64
Opponents, Future	102
Players	
Biographies	12-46
Roster, All-Time	47
Roster, 1970	Centerspread
Source, Colleges	48
Pre-Season Results	101
Radio Schedule	89
Records	80-88
Results, By Year	92-93

Results

(1969 Game-by-Game Review)	66-71
Road Itinerary	54
Schedule, 1970	1
Statistical History	77
Statistical Leaders, All-Time	78-79
Statistical Leaders, By Years	74-76
Statistics, 1969	73
Top Days	91
Training Camp Data	1

NATIONAL FOOTBALL LEAGUE

Alignment, 1970	101
All-League Team, 1969	95
All-Star Game	103
Championship Games	103
Draft, No. 1 Choices	93
NFL-AFL Championship Game	103
Playoff Bowl	103
Results, 1969	104
Schedule, 1970	Back Cover
Standings (NFL and AFL) 1969	102
Statistical Leaders, 1969	96-97

PHONE NUMBERS

Bears	(312) 332-5400	Cowboys	(214) 369-3211	Oilers	(713) 748-2780
Bengals	(513) 621-3550	Dolphins	(305) 379-1851	Packers	(414) 494-2351
Bills	(716) 856-1567	Eagles	(215) 382-7000	Patriots	(617) 262-6363
Broncos	(303) 623-8778	Falcons	(404) 688-8684	Raiders	(415) 562-5900
Browns	(216) 696-5555	Forty-Niners	(415) 771-1149	Rams	(213) 277-4700
Cardinals	(314) 421-0777	Giants	(212) 582-7272	Redskins	(202) 296-1456
Chargers	(714) 297-4461	Jets	(212) 421-6600	Saints	(504) 524-1421
Chiefs	(816) 924-9300	League Off.	(212) 758-1500	Steelers	(412) 391-1200
Colts	(301) 687-6400	Lions	(313) 965-6644	Vikings	(612) 866-3601

Davis

1970 Schedule

PRE-SEASON GAMES

DATE	OPPONENT	SITE	TIME
			LOCAL (DALLAS)
Sat., Aug. 8	San Diego at San Diego,	8:00 P.M. PDT	(10:00 P.M.)
Sat., Aug. 15	Los Angeles at Los Angeles,	8:05 P.M. PDT	(10:05 P.M.)
Sat., Aug. 22	GREEN BAY at Dallas,	8:00 P.M. CDT	
Sat., Aug. 29	Houston at Houston,	8:30 P.M. CDT	
Sat., Sept. 5	KANSAS CITY at Dallas,	8:00 P.M. CDT	
Sun., Sept. 13	NEW YORK JETS at Dallas,	8:00 P.M. CDT	

LEAGUE GAMES

Sun., Sept. 20	Philadelphia at Philadelphia,	1:00 P.M. EDT	(12:00 P.M.)
Sun., Sept. 27	NEW YORK at Dallas,	1:00 P.M. CDT	
Sun., Oct. 4	St. Louis at St. Louis,	1:00 P.M. CDT	
Sun., Oct. 11	ATLANTA at Dallas,	1:00 P.M. CDT	
Sun., Oct. 18	Minnesota at Minnesota,	3:00 P.M. CDT	
Sun., Oct. 25	Kansas City at Kansas City,	3:00 P.M. CST	
Sun., Nov. 1	PHILADELPHIA at Dallas,	1:00 P.M. CST	
Sun., Nov. 8	New York at New York,	1:00 P.M. EST	(12:00 P.M.)
Mon., Nov. 16	ST. LOUIS at Dallas,	8:00 P.M. CST	
Sun., Nov. 22	Washington at Washington,	1:00 P.M. EST	(12:00 P.M.)
Thurs., Nov. 26	GREEN BAY at Dallas,	2:30 P.M. CST	
Sun., Dec. 6	WASHINGTON at Dallas,	3:00 P.M. CST	
Sat., Dec. 12	Cleveland at Cleveland,	1:00 P.M. EST	(12:00 P.M.)
Sun., Dec. 20	HOUSTON at Dallas,	1:00 P.M. CST	

1970 TRAINING CAMP DATA

LOCATION:	California Lutheran College Mountclef Village Thousand Oaks, California 91360 July 14 through August 16 After August 16, at home in Dallas
REPORTING DATES:	Rookies report on July 14 Veterans report on July 17
PHONE NUMBERS:	July 13 to August 16 — Thousand Oaks, California Tex Schramm (805) 497-7917 Al Ward (805) 497-4017 Curt Mosher (805) 497-4008 Tom Hardin (805) 497-7918 Gil Brandt (805) 497-8107 School Switchboard (805) 495-2181
TWX NUMBER:	910-336-1542
After August 16, contact Cowboys home office, 6116 North Central Expressway, Dallas, Texas 75206. Telephone number — (214) 369-3211 TWX number — 910-861-4360	

DALLAS COWBOYS

CLUB DIRECTORY

(Home Phone Numbers in Parenthesis)

CLINT W. MURCHISON, JR.	Chairman of the Board
TEXAS E. SCHRAMM (363-6665)	President & General Manager
AL WARD (239-3473)	Assistant General Manager
CURT MOSHER (231-2916)	Public Relations Director
TOM HARDIN (369-6555)	Business Manager
KAY LANG (823-7849)	Ticket Manager
GIL BRANDT (239-9927)	Player Personnel Director
BOB GRIFFIN (279-3717)	Assistant to Player Personnel Director
BUCKO KILROY, RED HICKEY, DICK MANSPERGER, JACK MOLLENKOPF, TOM TIPPS	Player Scouts
DON COCHREN	Trainer
LARRY GARDNER	Trainer
JACK ESKRIDGE	Equipment Manager
MRS. DEE BROCK	Cheerleader Director
JIM SKINNER	Halftime Entertainment
DR. MARVIN P. KNIGHT	Team Physician

COACHING STAFF


TOM LANDRY, Head Coach

ERMAL ALLEN, Special Assistant to Head Coach & Staff

BOBBY FRANKLIN, Defensive Backfield	RAY RENFRO, Pass Offense
JIM MYERS, Offensive Line	ERNIE STAUTNER, Defensive Coach
DAN REEVES, Offensive Backfield	JERRY TUBBS, Linebacker

BOARD OF DIRECTORS

Amon Carter, Jr.	Clint Murchison, Jr.
Leo F. Corrigan, Jr.	Texas E. Schramm
J. Howard Edmondson	Field Scovell
W. R. Hawn	Max Thomas
James J. Ling	Robert F. Thompson
Paul Middleton	T. L. Wynne, Jr.



THE MANAGEMENT



MURCHISON



SCHRAMM

The Dallas Cowboys are owned by a former 130-pound halfback for Massachusetts Institute of Technology.

The Cowboys are run by a former sportswriter.

This combination has, while nursing along an expansion team until it became a division champion, proved to be a most effective combination.

The ex-halfback is Clint Murchison, Jr., the Dallas businessman, who originally served as president of the club. He is still chairman of the board.

Texas E. Schramm is the former sportswriter who served as vice-president and general manager until being named president three years ago.

There are few better qualified club presidents than the California native, who has become recognized as one of the most progressive administrators in professional sports.

Schramm holds a BA degree in Journalism from the University of Texas, acquired between 1939 and 1947 with time-out for a four-year hitch in the Air Transport Command where he made Captain.

While still in school, Schramm was a member of the sports staff of the Austin American Statesman and later sports editor.

In 1947 he joined the Los Angeles Rams as publicity director, and in a 10-year career there, rose to general manager.


He left the Rams to join Columbia Broadcasting System as Assistant Director of Sports in 1957 and was there until summoned by Murchison and Bedford Wynne to guide the Cowboys.

One of his major assets is to be a sound judge of men. It was Schramm who brought Pete Rozelle into pro football as publicity man for the Rams.

Aside from the development of the Cowboys, perhaps his major achievements have been his work with scouting systems, both with the Rams and Cowboys, and the merger of the NFL and AFL.

It was Schramm and Lamar Hunt, owner of the Kansas City Chiefs, who handled preliminary negotiations for the merger.

THE COACH



TOM LANDRY

Coach Tom Landry begins his second 10 years with the Dallas Cowboys in 1970 and, although there was a transitional year, it really is the beginning of a new era.

The first nine years, the Meredith Era as Tom calls it, was an exciting but frustrating time when the Cowboys inched along from an expansion team without benefit of a first year draft to become a National Football League power.

From that humble beginning, it took the Cowboys until 1965 to turn the corner, the Club finishing 7-7 that year. Since that time there have been three Capitol Division Titles and two Eastern Championships. And, twice the Cowboys were at the brink of winning the NFL Championship and going to the Super Bowl, losing by the narrowest of margins to Green Bay in the Title Games.

That all came in the Meredith Era before the Cowboys two Dons, Don Meredith and Don Perkins, retired prior to the 1969 season. That's when Craig Morton took over at quarterback and the Cowboys found running back Calvin Hill. And even in that transitional year the Cowboys finished 11-2-1, from where they now launch the new era.

Tom has accomplished all of this with basic defensive concepts which he helped refine himself while with the New York Giants, and with multiple offense techniques which stamp the Cowboys as the most explosive and exciting team in the League.

As early as 1962 the Cowboys were second in the NFL in offense. They were second in team defense as early as 1964. Then last year, the Cowboys led the NFL in offense, both rushing and passing.

And, Tom moved his career coaching record above the .500 mark with a 67-65-6 record.

It would be fitting that the native Texan, the only coach the Cowboys have had and the dean of National Football Conference coaches begin the new era with a championship.

Tom was born in Mission, Texas, in 1924 and became an all-Regional fullback prior to enrolling at the University of Texas.

He was at Texas only one semester before going into the Air Force. He spent the bulk of his service time in England where he flew 30 missions as a B-17 pilot for the Eighth Air Force.

Following his discharge in November of 1945, Tom returned to Texas where he carved out a solid scholastic and football career for the Longhorns. His stay there was marked by some of the strongest teams in Texas' history. He was co-captain his senior year and second team all-Southwest Conference his junior year. Landry was a mainstay on the Longhorn teams which whipped Alabama in the 1948 Sugar Bowl, 27-7, and Georgia in the 1949 Orange Bowl, 41-28.

In 1949 Landry joined the old New York Yankees, playing halfback, both offensively and defensively. When the two leagues merged in 1950, Landry began his long association with the Giants and began building the solid reputation he holds today.

He was an active player from 1950 through 1953 and player-coach in 1954 and 1955, handling the Giants' defense. As a player, he was a defensive halfback in Steve Owens' famed umbrella pass defense, and he played it well enough to be named to the All-Pro defensive team in 1954. In 1956 he retired as a player and became the full-time defensive coach.

The Giants enjoyed some of their greatest successes during Landry's stay with them. They lost a playoff to Cleveland in 1950 for the Eastern Division championship. In 1956, Landry's first year as a full-time coach, the Giants won the world championship in a 47-7 rout over the Chicago Bears. They won the division title in 1958 and 1959, after which Giant head coach, Jim Lee Howell called Landry "the best defensive coach in the business." During Landry's tenure as full-time defensive coach, the Giants fashioned a 33-14-1 record in regular league play.

Before moving here, he lived in Houston during the off-season. Landry received an industrial engineering degree from University of Houston in 1952 and was employed there as an engineer.


Landry enters his 21st professional football season this year and the way his contract reads, he'll still be with the Cowboys when he enters his 25th season. On February 5, 1964, Cowboys' owner, Clint Murchison, Jr., announced he had signed Landry to a contract running through the 1974 season. It was the longest contract in the history of pro sports, as well as newsmen could determine.

"It's in line with my philosophy that when you get a good man you want to hold on to him," Murchison explained.

Tom devotes what little non football and family time he has in the off-season to work with the Fellowship of Christian Athletes.

At Texas Tom met his wife, Alicia, and they were married in January, 1949, four months before he received a bachelor of business administration degree. They have three children, Tom, Jr., Kitty and Lisa. Young Tom is attending Duke.

THE ASSISTANTS



ALLEN

FRANKLIN

MYERS

ERMAL ALLEN Special Assistant

Ermal Allen joined the Cowboys in 1962 after 14 years as a coach at his alma mater, Kentucky, and in his first Dallas season the Cowboys ranked second in the NFL in total offense, touchdowns and points scored.

He quarterbacked the Wildcats in his undergraduate days ('39-'41) and was a member of the Fort Benning and Army All-Star teams during World War II and a defensive back with the Cleveland Browns in 1947.

Returning to Kentucky, he worked under Bear Bryant from 1948 through 1953 and under Blanton Collier from 1954 through 1961.

Allen, 49, earned three letters each in football, basketball and golf in college. He won the Southern Amateur in 1938 and was Kentucky State Amateur champion in 1955 when he defeated Bobby Nichols in the semifinals, and again in 1958 when he defeated Frank Beard in the finals.

Allen and his wife, Allie, are grandparents, thanks to their son Ken, a former halfback for Georgia Tech. They have two other children, Mrs. Pat Cunningham, and Amy, 15.

BOBBY FRANKLIN Defensive Backfield Coach

Bobby, who came to the Cowboys in 1968 after one season of coaching experience as an assistant at Georgia Tech, now has two years of NFL coaching experience under his belt to go with an excellent playing background.

A native of Clarksdale, Mississippi, he was a multisport star as a

prep. He attended Ole Miss where he was the regular quarterback under Johnny Vaught for his two final years. The Rebels played in three bowls during his stay.

Drafted 11th by Cleveland in 1960, he was a regular in the secondary for three years and a sometimes starter thereafter in a career that went through the 1966 season.

JIM MYERS

Offensive Line Coach

A long-time coach in the collegiate ranks, Myers joined the Cowboys in 1962 after four years as head coach and athletic director at Texas A&M.

He was an assistant coach at Wofford College, Vanderbilt and UCLA and head coach at Iowa State before going to Texas A&M.

The 47-year-old Myers played his college ball at Tennessee ('41-'42 and '46) and Duke ('43). While at Duke in the Marine V-12 program, he was named All-Southern Conference guard.

Between his time at Duke and the return to Tennessee, Jim served in the Marine Corps and was discharged a captain. Jim and his wife, Carolyn, have three daughters and two grandchildren. Their daughters are Mrs. Harrison Jones, Mrs. Michael Daly, and Carol, who attends North Texas.

DAN REEVES

Offensive Backfield Coach **(See Page 36)**

RAY RENFRO

Pass Offense Coach

Ray brought with him a solid background of playing and coaching experience when he joined the Cowboys in 1968. Prior to joining the Cowboys he had last been with Washington as offense coach. The Redskins had the best passing game in the league that year.

He also coached at Detroit after wrapping up his 12-year playing career at Cleveland where he saw duty both as a running back and flanker, although he was used exclusively as a flanker after 1959. He was All-Pro six times.

The 40-year-old Whitesboro, Texas, native was a small college All-American at North Texas where he averaged 7.7 yards per carry and was a 9.5 sprinter.

Renfro and his wife, the former Sandra Clarke of Fort Worth, have three children, Mike 15, Mark 13 and Mitch 11. He makes his home in Fort Worth where he has a dry cleaning establishment.



RENFRO



STAUTNER



TUBBS

ERNIE STAUTNER **Defensive Line Coach**

Ernie Stautner joined the Cowboys staff in 1966 after a season with the Washington Redskins, preceded by two years as player-coach with the Pittsburgh Steelers.

One of the most honored and popular interior linemen of modern times, Ernie was voted into the Pro Football Hall of Fame this year immediately after becoming eligible. He played 15 years with the Steelers as a 235-pound defensive tackle and appeared in nine Pro Bowl games. He was All-Pro in 1958 and 1959, and, along with former roommate Bobby Layne, is something of a legend in Pittsburgh.

Stautner played four seasons with Boston College after completing a 1943-46 hitch with the Marines.

He and his wife, Helen, have three children: Joseph Robert, 15; Teresa Anne, 14; Carol Anne, 9.

JERRY TUBBS **Linebacker Coach**

Jerry became a full time coach in 1968 after serving two seasons as a player-coach for the Cowboys. The 34-year-old Breckenridge, Texas, native spent 11 seasons as an active pro after an outstanding collegiate career at Oklahoma.

Tubbs was a three-year regular for Bud Wilkinson and the recipient of the Walter Camp Award as the nation's outstanding player following his senior season in 1956.

He was drafted No. 1 by the Chicago Cardinals, but went to the San Francisco 49ers on waivers a year later. He was one of the 36 original Cowboys and played as a regular for six seasons, making All-Pro in 1962.

Jerry and his wife, Marlene, have two children, Alan, 12, and Kayla Lynn, 7.

GIL BRANDT — Player Scouting Director

Gil, who has headed the Cowboys scouting department since the formation of the club, is generally recognized to be leader in his field.

The 36-year-old Milwaukee native is moving into his 16th season of hunting professional football talent, his 12th year on a fulltime basis.

After his graduation from the University of Wisconsin in 1954, Gil scouted on a part-time basis for the Los Angeles Rams from 1955 until 1957. And part of that time he was a baby photographer in Milwaukee.

Under Brandt's direction the Cowboys have topped all clubs in the signing of free agents who made the grade, including some basketball players.

DON COCHREN — Trainer

Don Cochren joined the Cowboys in June 1965 after one year as head trainer at the University of New Hampshire.

A graduate of Purdue University who gained his physical therapy certificate from Pennsylvania, the 38-year-old Cochren spent two years as trainer at Case Institute in Cleveland and four years as trainer of the Toronto Argonauts of the Canadian football league. He also spent two years as a physical therapy officer in the Air Force.

Don and his wife, Imogene, have three children, Diana, 14, Mickey, 12, and David, 11.

LARRY GARDNER — Trainer

When Larry, 31, joined the Cowboys in 1965, it wasn't the first time he'd been in Texas. The McNeese State alum had graduated from the Hermann Hospital School of Physical Therapy at the Texas Medical Center in Houston in 1962.

He spent two years at the University of California, with time out for a six-month tour of duty in the Army, before becoming football trainer at Stanford University in 1964.

Larry was named secretary of the Professional Football Trainers Assn., in 1969.

Gardner was born in Lake Charles, La., and attended school in Sulphur, La. He is married to the former Carol Burden. They have one daughter Mimi Carol, 4, and Matthew James, 2.


JACK ESKRIDGE — Equipment Manager

A basketball player who holds one Kansas University scoring record that even Wilt Chamberlain never bettered, Jack Eskridge has been in most every phase of athletics since graduating from high school in Independence, Mo.

The 44-year-old Kansas City, Kan., native played pro basketball for two seasons (1949-50) with the Chicago Stags and Indianapolis Jets of the NBA, after playing at Kansas in 1946-47-48. He also coached five years in Iowa and Kansas high schools and five years at Kansas University. He joined the Cowboys their first season.

Eskridge's KU basketball record: He scored 30 points in a half.

THE PLAYERS



ADKINS, MARGENE**Wide Receiver****Henderson J. C.****Hr: 5-10****Wt: 183****Born: 4-30-47****1st Year (D-2 for '70)**

A storybook player at Kirkpatrick High School in Fort Worth and in Junior College in Athens, Margene has played three years in the Canadian League for Ottawa where he caught 47, 32 and 56 passes and averaged 10 touchdowns per season. "He's another Bob Hayes," said Coach Tom Landry. "He took Ottawa to the Gray Cup and we knew he was great when he was at Henderson County. We timed him once in Levis and he ran a 4.5". When he was at Henderson County he played in the Junior Rose Bowl twice. He did not play high school ball until he was a junior, preferring basketball instead. He can dunk a basketball with both hands. His vertical jump has been measured at 38 inches. "That's like being 6-4," says talent expert Gil Brandt. Between Henderson and Canada, he had a brief stop at Wichita University. He is married and makes his home in Fort Worth.

ANDRIE, GEORGE**Defensive End****Marquette****Hr: 6-6****Wt: 250****Born: 4-20-40****9th Year (D-6 for '62)**

PRO: George had a good off-season. Right after he was named the Most Valuable Lineman for the East in the Pro Bowl, the big end teamed with Ron Santo of the Chicago Cubs to win the Astrojet Golf Classic in Phoenix, putting him in the money for the fourth time in four years. He and Ralph Terry were second in 1967, he and Mickey Mantle were fifth in 1968 and he and Sammy Ellis were eighth in 1969. He also finishes in the money each year in sacking the quarterback, something the Cowboys rank high in each year. Despite having put in eight years, if anything he's quicker than he used to be and teams with Bob Lilly on the Cowboys right side, making it as tough as any tandem in the game. In the 1967 championship game with Green Bay, George scored one of two Cowboys touchdowns when he picked up a ball knocked loose from Bart Starr and ran in from the seven.

COLLEGE: Missed his entire senior season when Marquette dropped organized football, yet the Cowboys took him in the 6th round. Played end in college under Coaches Lisle Blackbourne and John Druze.

PERSONAL: Native of Grand Rapids, Michigan, where he attended Catholic Central. Married Mary Lou Lorscheider of Waukesha, Wisconsin. They have two boys—George, 6 and Michael, 5 and Marie, 1. George makes his home in Dallas where he is co-director of Lilly-Andrie School of Fundamental Football and board member of Professional Enterprises.

ANDRIE'S COWBOYS RECORDS

Year	Opponents' Fumble Recoveries					Year	Interceptions				
	No.	Yds.	Avg.	Long	TD		No.	Yds.	Avg.	Long	TD
1962	2	0	0.0	0	0	1966	1	6	6.0	6	1
1963	2	0	0.0	0	0						
1964	0	—	—	—	—						
1965	2	0	0.0	0	1						
1966	1	0	0.0	0	0						
1967	2	0	0.0	0	0						
1968	1	3	3.0	3	0						
1969	0	—	—	—	—						
TOTALS	10	3	0.3	3	1						

ANDRUSYSHYN, ZENON

Kicker

U. C. L. A.

Ht: 6-2

Wt: 212

Born: 2-25-47

1st Year (D-9 for '70)

Born in Germany of Ukrainian parents, the Big Z grew up in Canada and played his collegiate football in California. That's covering a lot of ground, which is what a lot of his kicks do. Since he is both a punter and a place kicker, if he could develop consistency, the Cowboys could have the greatest kicker in football. He led the NCAA in punting as a sophomore with 44.2 average and was 42.1 in each of the last two. His final year he was 33 of 44 in extra points and 8 of 12 field goals. He has kicked 65-yard field goals in practice. His longest that counted was 52 yards. He went to UCLA on a track scholarship and is an excellent javelin thrower.

ASHER, BOB

Tackle

Vanderbilt

Ht: 6-5

Wt: 250

Born: 6-13-48

1st Year (D-2 for '70)

Bob was a three-year regular for Vandy, made the NEA All-America and generally has had rave notices out of the Southeastern Conference. But scout Red Hickey says: "All of his football is in front of him. He has all of the factors to be a great one." Coach Tom Landry says he can be a Ralph Neely-type player, that within a year he could be a regular. To get Asher in the second round, the Cowboys, during the heat of the draft, traded running back Craig Baynham and defensive back Phil Clark to the Bears for their choice. That made Bob the 27th player selected. The Falls Church, Virginia, native is a math major and lettered in basketball, track and tennis in addition to football while in high school.

ATHAS, PETE

Right Safety

Dade JC

Ht: 6-0

Wt: 186

Born: 9-15-46

1st Year (D-10 for '70)

Pete comes to the Cowboys after two years of driving Continental League quarterbacks nuts. Playing primarily at cornerback, with a little duty at free safety, he intercepted 19 passes in 24 league games. He got 10—a league record—in 1968 and nine last year for the Orlando Panthers. He returned those nine for 187 yards and one touchdown. Counting pre-season games and post-season championship games he picked off 27 in 34 games. Pete is from Miami, Florida, Edison High School. He attended Miami Dade JC and was a regular on the freshman team at Tennessee. He has tremendous speed. Pete and his wife, Becky, live in Miami Shores.



ANDRIE



BROWN



CLARK



COLE



DITKA

Cowboys for center Mike Connelly. The seven-year vet has been one of the top kickers in the League since 1966 and has kicked a 50-yard field goal in competition. "Any time we get to midfield," says Landry, "we'll let Clark go for it, unless there is a hurricane blowing in his face."

COLLEGE: Mike had never tried to kick a field goal until he went to college. He tried it on freshman team and after one game had the job. He says that was when the guy who was kicking ahead of him was knocked cold breaking up a wedge.

PERSONAL: Mike's hometown is Marshall, Texas. Mike and his wife, Darlena, have one son, Michael Kyle (10-13-67). Mike works for Computer Services in the off-season.

**CLARK'S RECORDS
WHILE AT PHILADELPHIA**

Year	Scoring			PTS
	TD	PAT	FG	
1963	0	29	7	50

**CLARK'S RECORDS
WHILE AT PITTSBURGH**

Year	Scoring			PTS
	TD	PAT	FG	
1964	0	28	13	67
1965	0	19	11	52
1966	0	34	21	97
1967	0	35	12	71
TOTALS	0	116	57	287

CLARK'S COWBOYS RECORDS

Year	Scoring			PTS
	TD	PAT	FG	
1968	0	54	17	105
1969	0	43	20	103
TOTALS	0	97	37	208
CAREER TOTAL	0	242	101	545

COLE, LARRY

Hr: 6-4

Wt: 255

Defensive End

Born: 11-15-46

Hawaii

3rd Year (D-16 for '68)

PRO: Coach Tom Landry once said that Cole "moves on the ball in mysterious ways." The Redskins will support this view. In the four games against Washington in his two years in the NFL, Larry has scored three touchdowns. At Washington his rookie year he scored on a 21-yard run with a fumble recovery and at Dallas on a 5-yard run with an interception. Last year at Washington he returned another interception 41 yards. He was blanked in Dallas. Despite the 50 per cent reduction in scoring, his effectiveness increased tremendously. "At one time," Landry says, "we thought he had that 'rookie luck' his first year. We weren't sure how much potential he had. But last year confirmed the fact that this boy could be a real outstanding player. He learned to escape for the first time." A 16th round draft choice and the first from the University of Hawaii made Larry something of a gamble. But it was a good one.

COLLEGE: Larry was one of the better traveled collegians. After a strong high school career, he enrolled at Air Force. But during the cribbing scandals he failed to turn in a classmate and was forced to leave. He tried Houston for less than a semester and then wound up at Hawaii.

PERSONAL: Larry is a native of Granite Falls, Minnesota, also the home of Les Josephson. Larry answers to the name of Joe Palooka for obvious reasons. He attended University of Minnesota and completed his degree in Civil Engineering in the off season and now lives in Dallas. His wife is the former Linda Kleinert.

COLE'S COWBOYS RECORDS

Pass Interceptions					Opponents' Fumble Recoveries						
Year	No.	Yds.	Avg.	Long	TD	Year	No.	Yds.	Avg.	Long	TD
1968	1	5	5.0	5	1	1968	2	21	10.5	21	1
1969	1	41	41.0	41	1	1969	2	7	3.5	7	0
TOTALS	2	46	23.0	41	2	TOTALS	4	28	7.0	21	1

DeLONG, KEN

Tight End

Tennessee

Ht: 6-1

Wt: 223

Born: 8-22-46

1st Year (D-15 for '70)

"Ken is the man we feel we can turn to with confidence when we've got to complete a pass," says former Vol Coach Doug Dickey. "As for his blocking, he is capable of clearing out an entire side of the defensive line." DeLong led the Vols with 34 catches as a junior and he caught 22 last year for 235 yards and 3 TD's. Ken's brother is Steve DeLong, the former All-America guard at Tennessee. A three-year regular, he's from Norfolk, Virginia.

DITKA, MIKE

Tight End

Pittsburgh

Ht: 6-3

Wt: 225

Born: 10-18-39

10th Year (D-1 for '61)

PRO: Quiz: Who is the leading active receiver in the National Football Conference? Mike Ditka. Despite dividing time at tight end with Pettis Norman, the nine-year veteran still bagged 17 passes in his first season with the Cowboys last year. Those 17 gave him a total of 372 for his career. But his pass receiving, and even his blocking, were not the most significant contributions he made to the Cowboys. Mike came to the Cowboys after having problems in Philadelphia, and in his latter years there, Chicago, too. But if he had any flaws he left them behind. Immediately popular with the vets, the fiery vet inspired the younger players. "I want to be just like Mike Ditka," said rookie flash Calvin Hill. "It gets me to see him psyching himself up before a game. He's all by himself, just sitting there, and occasionally he'll say something terse — I mean it starts me getting ready to play." Mike shrugs off the references to his ferocity. But he adds: "You'll notice, I never pick on anybody with a number higher than 30." A No. 1 draft choice by the Bears in 1961, he made All-Pro his first four seasons. He went to Philadelphia in the Jack Concannon trade and came to Dallas in a deal for David McDaniel.

COLLEGE: A great collegian at Pittsburgh, Ditka was an All-America in 1960. He played in the College All-Star game. Eight of 10 Pitt foes his senior year picked All-Opponent teams and Mike made all eight. He also played some basketball at Pitt.

PERSONAL: A native of Aliquippa, Mike now lives in Downers Grove, Illinois, and works as a stockbroker for Shearson-Hammill & Company. The Ditkas have four children — Michael 8, Mark 7, Megan 5 and Matthew 3.

DITKA'S RECORDS WHILE AT CHICAGO				
Year	No.	Yds.	Avg.	TD
1961	56	1,076	19.2	12
1962	58	904	15.6	5
1963	59	794	13.5	8
1964	75	897	12.0	5
1965	36	454	12.6	2
1966	32	378	11.8	2
TOTALS	316	4,503	14.3	34

DITKA'S RECORDS WHILE AT PHILADELPHIA				
Year	No.	Yds.	Avg.	TD
1967	26	274	10.5	2
1968	13	111	8.5	2
TOTALS	39	385	9.8	4

DITKA'S COWBOYS RECORDS				
Year	No.	Yds.	Avg.	TD
1969	17	369	21.7	3
CAREER TOTAL	372	5257	14.0	41

DOSSEY, JERRY

Guard

Arkansas

Ht: 6-3 Wt: 245 Born: 5-30-48 1st Year (D-8 for '70)

Jerry was a good enough defensive tackle as a sophomore to lead all Arkansas interior linemen in tackles. But as a junior Coach Frank Broyles moved him to guard where he quickly became a standout blocker and as a senior last year made All-Conference. Jerry has 5.0 speed and good strength. An All-Stater from Lawton, Oklahoma, Jerry has been active in FFA work and has a roomful of ribbons of champion livestock and poultry exhibits. Majoring in marketing, he has worked summers as a welder's helper. He is married to the former Rhonda Bennett. He was a good field man in track in his Oklahoma prep days.

DOUGLAS, JOHN

Linebacker

Missouri

Ht: 6-2 Wt: 212 Born: 9-6-45 1st Year (D-4 for '68)

John made it through rookie camp in 1968, just long enough to excite the coaches about his potential before being called into the service. Now, after two years in the Army, which included a stint in Viet Nam, he's back for another try. John played two years of college football, leaving school to work after his freshman season. A unanimous All-Big Eight selection as a senior, he played in the North-South and Senior Bowl games. A rugged hitter, John has good speed and displayed good pass coverage potential. A native of Columbia, Missouri, John was co-captain his senior year along with quarterback Gary Kombrink.

EAST, RON

Defensive Tackle

Montana State

Ht: 6-4 Wt: 242 Born: 8-26-43 4th Year (FA for '67)

PRO: Going into the 1969 season, Coach Tom Landry said: "This season will tell for Ron East." Coming out of that third season for East, Landry said: "He gained valuable experience when Pugh was hurt. He played a very good game against Los Angeles and showed us he was starting potential." With that in mind, a string that East started in 1967 likely will be broken, that of a rookie defensive lineman making the team in each of three straight years: East, Larry Cole and Halvor Hagen. A free agent, East first got his opportunity when Willie Townes was injured in the pre-season. He saw a lot of

action and would not be dislodged. Aggressive and a great hustler.

COLLEGE: As a 212-pound collegiate lineman, East didn't have too much chance of playing. But he went on a heavy work and eat diet and moved up to 247 pounds. A Cowboys scout who had discounted him earlier, decided he should be looked at again. He stuck.

PERSONAL: Moved to Dallas in the off-season and worked as a salesman for Henry S. Miller Company. Married to the former Marcia Moen. They have one daughter, Erica Ann (3-9-69).

EAST'S COWBOYS RECORDS
Opponents' Fumble Recoveries

Year	No.	Avg.	Long	TD
1969	2	0.0	0	0

EDWARDS, DAVE

Linebacker

Auburn

Ht: 6-1

Wt: 225

Born: 12-14-39

8th Year (FA for '62)

PRO: It is perhaps unfair, but true that Dave has fallen into the category of the "other linebacker", working as he does with All-Pro Chuck Howley and captain and defensive signal caller Lee Roy Jordan. A step further in that direction was taken in 1969 when it was decided that Howley and Edwards would flip-flop strong and weak side with Edwards going to the strong side. "It worked well for us," Landry said. "Dave had another good year." While the lack of personal notoriety does not bug him, the failure to win the championship does. "I feel like if we can win a championship, get over the top, we'll have a championship team for several seasons." A free agent, Dave was an end in college. He failed to make the Cowboys when tried at offense his first year, but tried again on defense and was obviously successful.

COLLEGE: All-SEC end at Auburn in '61, Dave played under Ralph Jordan . . . has a degree in physical education.

PERSONAL: Born in Columbia, Alabama, grew up in Abbeville, Alabama. Married Gail Toomey of Miami, Florida, in 1967. Dave lives in Dallas where he has gone into partnership in a class beauty salon called House of the Turtle. Dave also works for A. G. Edwards and Son as a stockbroker. Dave and his wife have one son, Chris (4-11-69).

EDWARDS' COWBOYS RECORDS

Opponents' Fumble Recoveries					Pass Interceptions						
Year	No.	Yds.	Avg.	Long	TD	Year	No.	Yds.	Avg.	Long	TD
1963	1	0	0.0	0	0	1963	1	17	17.0	17	0
1965	2	0	0.0	0	0	1964	1	1	1.0	1	0
1966	2	23	11.5	19	0	1965	2	0	0.0	0	0
1967	3	0	0.0	0	0	1966	1	12	12.0	12	0
TOTALS	8	23	2.9	19	0	1967	3	34	11.3	26	1
						1969	1	0	0.0	0	0
						TOTALS	9	64	7.1	26	1

Field Goal Attempt Returns

Year	No.	Yds.	Avg.	Long	TD
1965	1	0	0.0	0	0

FITZGERALD, JOHN

Center

Boston College

Ht: 6-4

Wt: 265

Born: 4-14-48

1st Year (D-4 for '70)

"This kid has a lot of potential," says Cowboys coach Ernie Stautner, a former Boston College star himself, who personally scouted Fitzgerald in the Spring of 1969. "He has a lot of speed for his size. And besides," says Ernie with tongue in cheek, "all



EAST



EDWARDS



FLOWERS



GAECHTER



GARRISON

BC players are extra." John can run 40 yards in five flat. A shot-putter for Southbridge High School in Massachusetts, John has a brother who played football at Kilgore College. John's father was a standout for Holy Cross in the early 1930's. Although a tackle at college, he will be tried at center.

FLOWERS, RICHMOND Safety-Wide Receiver Tennessee

Ht: 6-0 Wt: 180 Born: 6-13-47 2nd Year (D-2 for '69)

PRO: "Richmond was probably our most improved football player last year," Landry says. "He has the speed and the competitiveness. It wouldn't be surprising if he came through for us." This assessment came after a long and difficult year for the Cowboys No. 2 draft choice of 1969. With his outstanding speed, he was looked at first as a wide receiver, then moved to the secondary where he saw duty late as a free safety. He also returned kickoffs.

COLLEGE: Richmond had a brilliant career in track and football for Tennessee. Playing under Doug Dickey as a wide receiver two years and as a tailback one, Flowers was on teams which piled up 8-3, 9-2 and 8-2-1 records. His best track times were hurdles (13.3), 100 (9.3) and high hurdles indoors (6.9). He was the NCAA high hurdles champion.

PERSONAL: One of the most heralded prep stars ever to come out of the South (Sidney Lanier High School in Montgomery, Alabama), Richmond is the son of the former Attorney General of Alabama. In the off-season Richmond returned to school, receiving his degree in business administration.

FLOWERS' COWBOYS RECORDS

Year	Kickoff Returns				
	No.	Yds.	Avg.	Long	TD
1969	11	238	20.8	30	0

FOX, DENTON Safety Texas Tech

Ht: 6-2 Wt: 205 Born: 5-21-47 1st Year (D-3 for '70)

"He's not only a good pro prospect, he plays like a pro right now," said Bobby Boyd of Fox, while he was still starring for Texas Tech. A three-year regular with 4.6 speed, Fox intercepted seven passes during his career, including four as a senior. He ran one back for a touchdown. The All-America was born in Sayre, Oklahoma, but grew up in Claude, Texas, better known to Paul Newman fans as Thalia as it was called in Hud. Fox and his wife, only they weren't married then, had a bit part in the film for 10 bucks each. "A lot of people couldn't tell it was me," Fox says. "But I could."

I saw it six times." Fox lettered in basketball and track at Claude. A physical education major, he is married (Sara Beth) and has one daughter. He played in the Blue-Gray and Hula Bowl games.

GAECHTER, MIKE

Ht: 6-0

Wt: 190

Left Safety

Born: 1-9-40

Oregon

9th Year (FA for '62)

PRO: Mike came into the 1970 season facing a comeback, not because of lack of performance but due to injury. In the final game of last season, the Runner-Up Bowl against the Rams in Miami, Mike tore his Achilles, a difficult injury to come back from. The eight-year veteran had, as he has had most every year since he came into the NFL as a free agent, a good one. He has faced adversity before: he played little collegiate football; he had problems with the Cowboys organization; he has played with a particularly difficult occupational hazard; that of having an allergy to grass and playing on a bad leg. Despite this he has been one of the best, if not most underrated strong safeties in the game. Says Eagles General Manager Pete Retzlaff of the vicious hitter: "If I had him on me every Sunday, I would have gotten out of this business a long while ago."

COLLEGE: Lettered only as a senior at Oregon, where he was more noted as trackman . . . won "Most Improved Player" award as senior halfback . . . in track was a 9.5 sprinter and 14.1 high hurdler . . . ran leg on 40 flat sprint relay team and was member of NCAA championship track team of '62 . . . majored in education.

PERSONAL: Born in Santa Monica, Calif., but grew up in Lancaster, Calif., where he was 150-pound halfback and track standout . . . married to the former Barbara Clarke of Columbia, S. Carolina . . . lives in Dallas where he is in the outdoor sign business. Mike and his wife have one daughter, Katharine Elizabeth (7-29-69).

GAECHTER'S COWBOYS RECORDS

Pass Interceptions					
Year	No.	Yds.	Avg.	Long	TD
1962	5	136	27.2	100	1
1963	3	140	46.7	86	0
1964	0	—	—	—	—
1965	2	21	10.5	19	0
1966	3	28	9.3	23	0
1967	2	0	0.0	0	0
1968	3	23	7.7	17	0
1969	3	72	24.0	37	0
TOTALS	21	420	20.0	100	1

Kickoff Returns					
Year	No.	Yds.	Avg.	Long	TD
1962	1	16	16.0	16	0
1964	1	31	31.0	31	0
TOTALS	2	47	23.5	31	0

Punt Returns					
Year	No.	Yds.	Avg.	Long	TD
1962	7	32	4.5	15	0
1963	2	2	1.0	2	0
1964	5	24	4.8	16	0
TOTALS	14	58	4.1	16	0

Opponents' Fumble Recoveries					
Year	No.	Yds.	Avg.	Long	TD
1963	1	0	0.0	0	0
1965	1	0	0.0	0	0
1966	1	0	0.0	0	0
1967	1	0	0.0	0	0
TOTALS	4	0	0.0	0	0

Field Goal Attempt Returns					
Year	No.	Yds.	Avg.	Long	TD
1965	2	60	30.0	60	1

GARRISON, WALT

Ht: 6-0

Wt: 205

Running Back

Born: 7-23-44

Oklahoma State

5th Year (D-5 for '66)

PRO: His teammates call Walt "puddin". It best be in jest. He is the epitome of the Marlboro Man, both on and off the field. The former Oklahoma State star served a three-year apprenticeship behind all-time Cowboys great Don Perkins and while he had looked good

when called upon, there remained the question of whether he could produce regularly or not. Then Perk retired just before the 1969 season. The answer came quickly and decisively. He rushed for 818 yards in his first year as a regular and combined with Calvin Hill to form the best one-two running punch in the Club's history. Walt is a genuine Cowboy and experts who watched him said he could have been highly successful on the rodeo circuit, bulldogging, riding and roping. Walt is typical of a tough competitor. Asked the difference in taking a late blow in football and a lusty shot from a Brahma bull, Walt says: "Shucks, you can't blame the bull. After all, you started the whole thing." Walt, a fifth round choice, was the first draftee who ever received a horse trailer as part of his bonus. "I don't imagine I'd be here now if they hadn't given me that trailer," he said.

COLLEGE: All-time star at Oklahoma State . . . two-time All-Big Eight selection . . . rushed for 730 yards as junior and 924 as senior, including 121 against unbeaten Nebraska and 173 against Kansas State . . . played in East-West and Senior Bowl games.

PERSONAL: A native Texan from Lewisville. Married Dallasite Pam Phillips and they have one son, Phillip Martin (6-5-69).

GARRISON'S COWBOYS RECORDS

Receiving					Rushing						
Year	No.	Yds.	Avg.	Long	TD	Year	No.	Yds.	Avg.	Long	TD
1966	2	18	9.0	17	0	1966	16	62	3.9	13	1
1967	2	17	8.5	14	0	1967	24	146	6.1	26	0
1968	7	111	15.9	53	0	1968	45	271	6.0	22	5
1969	13	131	10.1	25	0	1969	176	818	4.6	21	2
TOTALS	24	277	11.5	53	0	TOTALS	261	1296	5.0	26	8

Kickoff Returns					
Year	No.	Yds.	Avg.	Long	TD
1966	20	445	22.3	35	0
1967	20	366	18.3	36	0

Kickoff Returns					
Year	No.	Yds.	Avg.	Long	TD
1969	1	2	2.0	2	0
TOTALS	41	813	19.8	36	0

GREEN, CORNELL

Ht: 6-3

Wt: 208

Cornerback

Born: 2-10-40

Utah State

9th Year (FA for '62)

PRO: Cornell is the first to admit that when he finished his brilliant basketball career at Utah State his intentions were to take his football bonus, report to Cowboys camp, sweat it out a while and move on to the professional basketball camp and make that his career. Now eight years and four All-Pro years later he never has made it to that basketball camp. Cornell came to that first camp greener than his name and typically, in his philosophical manner he figures that may have been a plus. He was lined up with half a million free agents like himself, but most had played collegiate football. "Most of those guys had developed bad habits," Cornell says. "Me? I hadn't developed any habits at all. Basketball was no hindrance," he adds. "You come into the League and everybody has it all to learn anyway, whether they know it or not." It is hard to refute Green. He has been the regular left cornerback for all but five games since he's been there, and stands until today as one of the all-time free agent finds ever. He has been so solid in fact that the quarterbacks have ignored him and driven a half dozen right cornerbacks nuts for the Cowboys. Veterans will tell you that attitude is a big factor in the

success of a cornerback, the ability to shake defeat. At 6-3 and 208 he is a big cornerback. His attitude is bigger.

COLLEGE: Skipped collegiate football to concentrate on basketball, averaging over 20 points a game in each of 3 seasons . . . basketball All-America selection in 1960, his soph season . . . 3-year All-Skyline Conference choice . . . studied business and social science.

PERSONAL: Born in Oklahoma City, he grew up in Richmond, California, where he was all-star cager . . . played football (full-back) only as a senior and made several all-star selections . . . one of five boys, a brother being former major league baseballer Pumpsie Green . . . married to former Betty Jones and they have two boys—Randy, 6, and Ronnie, 4.

GREEN'S COWBOYS RECORDS

Year	Pass Interceptions				TD	Year	Opponents' Fumble Recoveries				TD
	No.	Yds.	Avg.	Long			No.	Yds.	Avg.	Long	
1962	0	—	—	—	—	1962	0	—	—	—	—
1963	7	211	30.1	55	0	1963	1	20	20.0	20	1
1964	0	—	—	—	—	1964	0	—	—	—	—
1965	3	49	16.3	43	0	1965	2	9	4.5	5	1
1966	4	88	22.0	41	1	1966	1	0	0.0	0	0
1967	7	52	7.4	28	0	TOTALS	4	29	7.3	20	2
1968	4	74	18.5	55	1						
1969	2	0	0.0	0	0						
TOTALS	27	474	17.6	55	0						

Kickoff Returns

Year	No.	Yds.	Avg.	Long	TD
1969	2	0	0.0	0	0

HAGEN, HALVOR

Ht: 6-5 Wt: 253

Guard

Born: 2-4-47

Weber State

2nd Year (D-3 for '69)

PRO: Halvor spent his rookie season on defense, saw little action except for the specialty teams, and now moves to offense. There seems little question now but what the Cowboys No. 3 draft choice of 1969 has a future. It is simply a matter of finding out where. He showed so much in rookie camp that he was worked offensively and defensively in the line and asked to do some work at linebacker. "That means," he quickly tallied at \$500 per book, "\$1,500 worth of playbooks."

COLLEGE: Hagen played one year of Junior College football at Shoreline Community in Seattle and two seasons for Weber State where his development came at a fantastic rate. From Spring ball until the start of his senior year he went from 210 to 240 pounds and could handle it, as his 5.0 speed attests.

PERSONAL: A business administration major, Hagen has what could be described as exciting hobbies. He has a private pilot's license and has followed in his father's footsteps as a skier. His father, Gunner, was one of the greats of his time. Halvor is single.

HAYES, BOB

Ht: 5-11

Wt: 185

Wide Receiver

Born: 12-20-42

Florida A & M

6th Year (D-7 for '65)

as future

PRO: Until such time as the game has been altered drastically, touchdowns will remain a rather major factor. So when you check your list of all-time active receivers in the NFC and find Hayes 10th, keep two things in mind. One, he's been in the League only five years, and, two, if the chart went by touchdowns, the former Olympic king

would be resting on top. The Bullet is the trademark of the Cowboys slashing, high scoring attack. Bombs are his business and the threat is almost as valuable as the six points. "If he never catches a pass, he's worth a couple of touchdowns a game," says teammate Dan Reeves. Add to this, he is perhaps the best punt returner in the game and the package is most explosive. As President Tex Schramm says: "The remarkable thing about Hayes is that he does something outstanding in every game. Something different each time." For the first time in his career injury became a factor in 1969 as he missed the first four games of the season after suffering a shoulder separation in the pre-season. It cut down on his statistics, but he still caught 40 balls and now ranks as the No. 2 all-time Cowboys receiver behind Frank Clarke's 281, a figure he will pass by mid season, based on his 50 catches per year average. "Hayes," Landry says simply, "is our game breaker. Even if most teams double-team Bobby, we still have to hit him."

COLLEGE: Mixed football with track at Florida A&M where he became famous as "World's Fastest Human", set world records in both 100-yard and 100-meter dashes . . . won 1964 Olympic 100 meters. He was drafted as future in 1963, he signed after 1964 Olympics, was named to College All-Star game.

PERSONAL: Born in Jacksonville, Florida, where he grew up and played football (halfback) and track (best sprint time 9.6) . . . one of three children. Married to former Altamease Martin of New Brunswick, New Jersey. Bob owns a chain of men's clothing stores called "22 Shops." Bob and his wife have one daughter, Adrienne LaRori (12-31-68).

HAYES' COWBOYS RECORDS

Rushing					Receiving						
Year	No.	Yds.	Avg. Long	TD	Year	No.	Yds.	Avg. Long	TD		
1965	4	—8	—0.2	11	1	1965	46	1003	21.8	82	12
1966	5	—1	—1.0	—	0	1966	64	1232	19.3	95	13
1967	—	—	—	—	—	1967	49	998	20.4	64	10
1968	4	2	0.5	6	0	1968	53	909	17.2	54	10
1969	4	17	4.3	6	0	1969	40	746	18.7	67	4
TOTALS	17	10	5.9	10	1	TOTALS	252	4888	19.4	95	49

Punt Returns					Kickoff Returns						
Year	No.	Yds.	Avg. Long	TD	Year	No.	Yds.	Avg. Long	TD		
1965	12	153	12.8	47	0	1965	17	450	26.5	66	0
1966	17	106	6.2	18	0	1967	1	17	17.0	17	0
1967	24	276	11.5	69	1	1968	1	20	20.0	20	0
1968	15	312	20.8	90	2	1969	3	80	26.7	46	0
1969	18	179	9.9	50	0	TOTALS	22	567	25.7	66	0
TOTALS	91	1026	11.3	90	3						

HILL, SEABERN

Ht: 6-2

Wt: 195

Cornerback

Born: 12-6-47

Arizona State

1st Year (D-16 for '70)

Hill is one of those do-everythings out of high school who chose to concentrate on basketball in college. Playing for Pittsburgh, California High School, he was an all star pick in both sports, playing in three All-Star games in California the summer after his senior year. In the Shrine game he caught eight passes for 100 yards. Seabern was the leading scorer in basketball for the Sun Devils, and was closing in on the records of Joe Caldwell. He has 4.6 speed. Seabern is a business major.

HILL, CALVIN**Running Back****Yale****Hr: 6-4****Wt: 227****Born: 1-2-47****2nd Year (D-1 for '69)**

PRO: It is rare enough when any rookie breaks into the NFL with the audacity of a Calvin Hill. When the rookie is from Yale, it is even more interesting. For the record, Hill rushed for 942 yards his rookie season which, without leaping to conclusions, happens to be exactly what Jim Brown gained his rookie season with Cleveland. The result was he was All-Pro, Rookie of the Year everywhere, won trips abroad and ultimately was named Bachelor of the Year in Dallas. His encore has to be interesting. "You always have a little hesitation with a rookie sensation in that sometimes they tend to have sophomoritis," says Landry. "When they start to learn a little bit what's going on, it tends to have them digress slightly. I don't think we'll find that with Hill. I think he's an exception, in the mold of Jim Brown and Leroy Kelly and this type of back." . . . "He has what you can't teach," said all-time great Hugh McElhenny the first time he saw Hill. "He has such natural ability, a natural built in change-of-pace. Because of his long strides, he appears to be coasting. He looks slow, then wow! he puts it on the floorboard." Says Hill on the same subject: "Coach Landry told me to just run natural, do whatever comes natural to you as long as it works." Calvin missed three weeks with a bad foot. A bad blister, which became infected and required a type of surgery on the same foot and kept him in the hospital over six weeks during the off-season. With Hill at running back the Cowboys retained their great success with the running pass.

COLLEGE: During Hill's three years at Yale the team posted 4-5, 8-1 and 8-0-1 records with him accounting for 1,512 yards rushing, 858 catching passes and throwing for 298. He also competed in track, broad jumping 25-1½ feet and triple jumping 51-5¼. He also played some tight end and linebacker. In a frosh game he scored five touchdowns against Princeton.

PERSONAL: A native of Baltimore, Calvin attended Riverdale Country School in the Bronx where he was a T-formation quarterback. A history major, Calvin attends the Perkins School of Theology on the Southern Methodist campus during the off-season.

HILL'S COWBOYS RECORDS

Year	Rushing				Year	Receiving					
	No.	Yds.	Avg.	Long		TD	No.	Yds.	Avg.	Long	TD
1969	204	942	4.6	55	8	1969	20	232	11.6	28	0

Year	Kickoff Returns				
	No.	Yds.	Avg.	Long	TD
1969	4	125	31.3	46	0

Year	Passing						
	Att.	Comp.	Yds.	Pct.	Int.	Avg. Gn.	TD
1969	3	3	137	100.0	0	45.7	2

HOMAN, DENNIS**Wide Receiver****Alabama****Hr: 6-1****Wt: 181****Born: 1-9-46****3rd Year (D-1 for '68)**

PRO: When Dennis was drafted No. 1 by the Cowboys in 1968, Bear Bryant looked at the Cowboys receivers and the tough road ahead and told him: "It's going to take time and you just have to

stay prepared to go in and give them your best game whenever they call on you." And so he has done. In his sophomore season last year, Dennis averaged 20 yards per catch on a dozen catches filling in primarily for Bob Hayes when the latter was injured early in the year. Homan is eager for more duty and Landry says: "He is a fine competitor. He performed well in every opportunity he had last year. I would not hesitate to use him as a starter or in any crucial situation."

COLLEGE: Played on three straight bowl teams — Orange, Sugar and Cotton. He teamed one year with Ray Perkins of Baltimore. In his three seasons, excluding bowls, he caught 87 passes for 1,495 yards and 18 touchdowns.

PERSONAL: From Muscle Shoals, Alabama, Dennis is married to the former Charlotte Tomlinson of Jackson, Alabama. They have one child, Dennis Matthew (11-20-68).

HOMAN'S COWBOYS RECORDS

Receiving					Punt Returns						
Year	No.	Yds.	Avg.	Long	TD	Year	No.	Yds.	Avg.	Long	TD
1968	4	92	23.0	36	1	1968	1	0	0.0	0	0
1969	12	240	20.0	66	0						
TOTALS	16	332	20.8	66	1	Kickoff Returns					
						Year	No.	Yds.	Avg.	Long	TD
						1968	2	21	10.5	21	0

HOWLEY, CHUCK

Linebacker

West Virginia

Ht: 6-2

Wt: 225

Born: 6-28-36

12th Year (D-1 for '58)

PRO: Age, time in the NFL, whatever the measuring stick, Chuck is the Cowboys vet of vets and this year will make it an even dozen seasons under his belt. Still, it's hard to tell as he made All-Pro for the fifth time last season. "Chuck had one of his best years ever last season," says Landry. "He is, of course, a bit older and how much longer he'll play, I don't know. We will have to start grooming someone to replace him eventually." Tom stressed eventually. "People . . . writers and everybody . . . keep telling me I'm older. I keep telling them I don't agree. They say I'm losing speed and I just try to show them I'm not." He has exhibited this speed often. He once returned a fumble 97 yards for a touchdown and has caught Leroy Kelly from behind. Starting last year Chuck now plays the weak side position on every play, switching with Dave Edwards when the occasion warrants. His career got off to a slow start. Injured shortly after being drafted by the Chicago Bears, he went home and got into the service station business. But the Cowboys gave up a second round choice for him and he has become a Pro-Bowl fixture.

COLLEGE: Was a rarity of rarities—a five-sport letterman—at West Virginia, where as a junior in '56 he won letters in football, track, swimming, gymnastics and wrestling . . . Was a 10.1 sprinter in track and one-meter Southern Conference diving champ . . . 3-year All-Conf. as guard, center, and linebacker and All-America center in '57.

PERSONAL: Born in Wheeling, W. Va., and grew up in Warwood, where he was all-state fullback . . . Married childhood friend

Nancy Welch in 1958... they have two children, Scott (8-16-62), and Robin (5-17-66)... owns his own dry cleaning center in Dallas and a uniform rental service.

HOWLEY'S RECORDS WHILE WITH CHICAGO

Year	Interceptions		Avg.	TD
	No.	Yds.		
1958	1	4	4.0	0
1959	None			
1960	Injured			
TOTALS	1	4	4.0	0

HOWLEY'S COWBOYS RECORDS

Year	Pass Interceptions				
	No.	Yds.	Avg.	Long	TD
1961	1	5	5.0	5	0
1962	2	33	16.5	21	0
1963	2	3	1.5	3	0
1964	2	27	13.5	21	0
1967	1	28	28.0	28	1
1968	6	115	19.2	58	1
1969	2	37	18.5	28	0
TOTALS	16	248	15.5	58	2

Year	Punting				
	No.	Yds.	Avg.	Long	TD
1964	1	37	37.0	37	0

Year	Opponents' Fumble Recoveries				
	No.	Yds.	Avg.	Long	TD
1962	1	0	0.0	0	0
1963	1	0	0.0	0	0
1965	2	58	29.0	58	1
1966	1	97	97.0	97	1
1967	1	0	0.0	0	0
1968	1	0	0.0	0	0
1969	1	0	0.0	0	0
TOTALS	8	155	19.4	97	1

Year	Punt Returns				
	No.	Yds.	Avg.	Long	TD
1964	1	0	0.0	0	0
1966	1	30	30.0	30	0
TOTALS	2	30	15.0	30	0

JORDAN, LEE ROY

Linebacker

Alabama

Ht: 6-1

Wt: 221

Born: 4-27-41

8th Year (D-1 for '63)

PRO: "Lee Roy," says Landry "gives you 100 percent. Then he gives you 10 per cent more." That's an old story with Lee Roy and it began a long time ago at Alabama. If the testimony is questioned you can line up a terrific character witness in Bear Bryant. At Alabama, Bryant like any coach worries about a lot of things, but one of the major decisions he faces from time to time is who will wear No. 54, the jersey Lee Roy wore in college. Bryant has always been Lee Roy's biggest booster. "Lee Roy takes it mighty personal when anybody comes at him with a football," the Bear says. "I mean downtown, in the backyard or in your living room." Unquestionably the smallest man in the middle in the NFL, Lee Roy has seen his weight wilt to as low as 213 during the season and has taken some steps he hopes will correct it. He had sinus surgery during the off-season in hopes it will cut down his susceptibility to colds which have plagued him frequently in the past and contributed to his weight loss. This surgery was in addition to knee surgery which he had immediately after the season. Lee Roy is co-captain along with Craig Morton, and is a Pro Bowl regular.

COLLEGE: Named nation's outstanding lineman his senior year at Alabama... capped All-America season by making 31 tackles vs. Oklahoma in '63 Orange Bowl... went on to College All-Star game... Bear Bryant called him the best linebacker he had ever coached.

PERSONAL: Born in Excel, Alabama, one of 7 children... grew up as Excel farmboy and excelled as high school fullback... married to the former Mary (Biddy) Banks of Tuscaloosa and they



GREEN



HAGEN



HAYES



C. HILL



HOMAN

have two boys, David (12-8-65), and Patrick Lee (5-23-68). Lee Roy lives in Dallas and works with Apollo Properties in Commercial Real Estate.

JORDAN'S COWBOYS RECORDS

Year	Pass Interceptions					Year	Opponents' Fumble Recoveries				
	No.	Yds.	Avg.	Long	TD		No.	Yds.	Avg.	Long	TD
1963	3	41	13.6	23	0	1963	1	0	0.0	0	0
1964	1	3	3.0	3	0	1964	1	0	0.0	0	0
1966	1	49	49.0	49	1	1966	1	28	28.0	28	0
1967	3	85	28.3	40	1	1968	2	9	4.5	9	0
1968	3	17	5.7	7	0	1969	2	0	0.0	0	0
1969	2	38	19.0	38	0	TOTALS	7	37	5.3	28	0
TOTALS	13	233	17.9	49	2						

KINER, STEVE

Ht: 6-1

Wt: 220

Linebacker

Born: 6-12-47

Tennessee

1st Year (D-3 for '70)

A two-time All-America after being named Sophomore of the Year in the Southeastern Conference, Kiner brings to the Cowboys the reputation of being tough and a hitter. He once made 12 tackles and had two interceptions playing with a broken wrist. Alabama Coach Bear Bryant called him the best SEC linebacker since Lee Roy Jordan. A 168-pound quarterback-linebacker out of Hillsborough High in Tampa, Florida, Kiner was lauded by former Vol Coach Doug Dickey for leadership ability as much as his playing skills. If he makes the club, he will be the fastest linebacker. "And if he doesn't make the club," says scout Red Hickey, "it will be only after the battle."

LEWIS, D. D.

Ht: 6-1

Wt: 225

Linebacker

Born: 10-16-45

Mississippi State

2nd Year (D-6 for '68)

PRO: D. D. spent the bulk of last season in the service and the remainder on the military reserve list. He was with the Club his rookie season and played on all the specialty teams but saw limited action. He was described his rookie year by Scout Red Hickey as: "pound for pound the best player in the country." A hitter, D. D. went into the 1970 season with a chance, along with John Douglas and Tom Stincic, of making the Cowboys linebacking corps as deep and talented as any in the game.

COLLEGE: A three-year regular for Mississippi State, D. D. was a two-time All-SEC player, making All-America his senior season as well as being named Defensive Player of the Year in the Con-

ference. He played in the Senior Bowl and Blue-Gray games. A late addition to the All-Star game in Chicago.

PERSONAL: One of 14 children, D. D. grew up in Knoxville, Tennessee. An Education major, D. D. and his wife, Margaret, have one daughter, Christi (10-17-69). D. D. returned to school at Miss. State in the off-season. He also was an assistant coach.

LILLY, BOB

Defensive Tackle

TCU

Ht: 6-5

Wt: 260

Born: 7-26-39

10th Year (D-1 for '61)

PRO: It is annually written that Bob is as good as any defensive tackle in football. He has been All-Pro for the past six years and he owns the Pro Bowl, having made seven trips to that. So the question was put to Hall of Famer Ernie Stautner: "Forget who is playing now, has there ever been anyone who plays defensive tackle better than Bob?" "Absolutely not," said Ernie. "My span goes back to 1950 and there have been some good ones. But in my opinion, Bob is the best I've ever seen." There is strong evidence other coaches around the NFL agree. Says Tom Landry: "Man, they're hitting him from every direction. It's kind of pathetic when you watch them, you know, they're putting two men or three men on him... every conceivable weapon to keep him out of there. You just don't see him at the quarterback all of the time because he's fighting through half the team to get there." Many have had a theory on why he is so great. While Landry does not minimize his other qualities — strength, size, intelligence, experience and will, quickness always pops into his mind. "Nobody," says Tom, "is as quick as Lilly. A Lilly comes along once in a lifetime. The hardest combinations to find in a defensive lineman are quickness and strength. You're talking about Lilly and Deacon Jones." Says Lilly: "Your moves or nothing else are going to work until you run over a few people first. You've got to stomp your guys into the ground a few times to get their respect. Then, the moves may work."

COLLEGE: All-American tackle at TCU, where he was two-time all-SWC choice, with defense his specialty... played in College All-Star game... Abe Martin called him the best tackle he had coached... nicknamed "Purple Cloud" at TCU.

PERSONAL: Born in Throckmorton, Texas, and lived there all his young life except as high school senior when the family moved to Pendleton, Oregon... Made All-State teams in both football (end) and basketball for Pendleton... married to the former Katharine (Kitsy) Waltman of Fort Worth and they have three children — Bob, Jr. (7-19-62), Katharine (4-22-64), and Christienne (7-21-65). Bob lives in Dallas in the off-season and is a Director in Professional Enterprises Corporation.

LILLY'S COWBOYS RECORDS

Year	Opponents' Fumble Recoveries					Year	Pass Interceptions										
	No.	Yds.	Avg.	Long	TD		No.	Yds.	Avg.	Long	TD						
1961	1	0	0.0	0	0	1965	1	17	17.0	17	1						
1962	1	0	0.0	0	0												
1963	1	42	42.0	42	1												
1964	3	4	1.3	4	0												
1965	2	41	20.5	41	0												
1966	1	0	0.0	0	0												
1968	1	0	0.0	0	0												
1969	2	9	4.5	9	1												
TOTALS	12	96	8.0	42	2												

LISCIO, TONY**Ht: 6-5****Wt: 255****Born: 7-2-40****Tackle****7th Year (D-3 for '63)****Tulsa**

PRO: Beginning with the 1966 season Tony has performed as a regular at two different positions. He has performed well and without fanfare. Drafted third in the 1963 draft by Green Bay, he was tried at defense and barely missed making the club. The Cowboys picked him up and gave him a shot at offense. He played some in 1963, and in 1964 was as good a lineman as Dallas had. But he was injured late in the season and surgery complications kept him out all of 1965 and the experience explains why he is such a fine competitor now. "It was pure hell," he said of the experience both of trying to get well and sitting on the bench unable to contribute. Last season going into the game against New Orleans he was injured but he played anyway, and compounded the injury in the game. But he didn't come out. "Well," he said, "after I got started, I just couldn't come out. You know, I sat on the bench one whole season and it's hard to take, knowing you're not making a contribution to the team." He hasn't failed that since 1965. He was a regular at guard in 1966 and was moved to tackle when John Niland became a regular in 1967. "Tony is one of the strongest, most effective and consistent players we have," says Landry. After that 1966 season he was second in the voting to Dick Bass as the Comeback Player of the Year. An excellent pass blocker.

COLLEGE: A three-year regular as a two-way tackle at Tulsa, Tony made All-Missouri Valley the last two years and was team captain as a senior. Tony majored in industrial psychology and played for Bobby and Glenn Dobbs. Played basketball as a freshman.

PERSONAL: Tony was a 13-pounder at birth in Pittsburgh, Pennsylvania, where he went on to stardom at Westinghouse High (All-East in football and All-City in basketball). Tony has five brothers and one sister and is married to Annette Nail of Shreveport. They have three children, Tony II (4-26-64), Michele (3-8-66) and Michael (9-2-69). Tony lives in Dallas. Tony opened Cappello's Imported Foods during off-season.

MANDERS, DAVE**Ht: 6-2****Wt: 250****Born: 2-20-41****Center****6th Year (FA for '62)****Michigan State**

PRO: In the early years of the Cowboys, a critical problem was depth. Then a couple of seasons back depth became a strength. And when they talk about depth and the competitiveness which goes with it, as much as anywhere else they're talking about center and Dave Manders. Mandy, one-time regular who now backs up Malcolm Walker was in the Pro Bowl after the 1966 season just to put things in their proper perspective. After a shaky start in pro ball as a free agent which saw him play two seasons of minor league ball, he made the club in 1964. He had the No. 1 center job in 1965 and then his big season in 1966. But in the pre-season game at San Francisco he tore up a knee and missed all of 1967. In 1968 he got off to a slow start with infected feet. Walker won the job and is a difficult man to dislodge. A former player rep for the Cowboys, Manders has the respect of everyone, not only for his ability but also for his hustle. "He's such

a hard worker," says offensive line coach Jim Myers, "that he's one of the ones you have to watch on a hot day. He'll work himself right into the ground."

COLLEGE: A top two-way lineman at Michigan State under Duffy Daugherty . . . played center and was named honorable mention All-America as senior.

PERSONAL: Native of Milwaukee, he was schoolboy star at Kinsford, Michigan . . . Married to the former Betty Ashenbrenner in '61 and has three children—Mark (10-18-62), Mike (6-18-65) and Catherine Elizabeth (10-3-69) . . . lives in Dallas in the off-season and is an account executive for KBOX radio.

MARTIN, JULIAN **Wide Receiver** **North Carolina Central**
Hr: 6-2 **Wr: 190** **Born: 8-26-48** **1st Year (D-14 for '70)**

A four-year regular, Julian was a three-time All-Conference receiver. He made first team All-Conference as a sophomore and senior ("We didn't throw to him much as a junior because we ran the ball," says Coach George Quiett) and had excellent touchdowns per catch ratios. For his 41 catches as a senior he had 14 TD's. He had six on 19 catches as a junior and 11 on 37 as a sophomore. He's from New Bern, North Carolina and majored in Physical Education. His brother played with the Rams and Eagles.

MORTON, CRAIG **Quarterback** **California**
Hr: 6-4 **Wr: 214** **Born: 2-5-43** **6th Year (D-1 for '65)**

PRO: In May after Tom Landry's quarterback school, he stopped by in Club President Tex Schramm's office. Like everyone else, Schramm wanted to know how Morton's arm felt after the workouts. "Did it feel normal when you cut loose?" Schramm asked him. "I don't know what normal feels like," said Craig. "But it didn't hurt." And that is the Morton story. He came into the 1970 season older and wiser, but not unlike he did in 1969 in that neither he nor the fans know just how good he can be. Everyone has an idea and it's exciting to think about it. For the record, after four years of serving behind Don Meredith he got his chance last year and came to camp ready for it. He exhibited the necessary leadership qualities and threw well in the pre-season games. Then, he dislocated a finger and missed the first regular season game. But in games two, three and four he was unbelievable. He was rocking along with a 73% passing percentage when he was racked up in Atlanta. He suffered a shoulder separation; he played the rest of the way, never missing a game, but he was a 50% passer the rest of the way as he was not able to work out effectively. Then, in the off-season he had the surgery. He retained his sense of humor. "I learned something with this surgery," he said. "I learned how to change a tire lefthanded." This after having a flat the week he got out of the hospital. He retained his enthusiasm. "Quarterback school this Spring was, as far as I'm concerned, the best we've ever had. Things seemed to fall into place so much better." And he retained his determination. "We're at a point in our history



HOWLEY



JORDAN



LEWIS



LILLY



LISCIO

where things can be difficult. But I'm going to fight until we win it all, until we get everything going." Morton was drafted No. 1 by Oakland as well as Dallas.

COLLEGE: All-American QB at California in '64, Morton was three-year regular for Bears under Coaches Marv Levy and Ray Willsey . . . As senior, he hit 185 of 308 for 2,121 yards and 13 TDs . . . ranked second to Jerry Rhome in NCAA passing . . . spurned big baseball bonus to go pro football . . . played in All-Star game of '65.

PERSONAL: Raised in Campbell, Calif., where he developed into an all-state schoolboy in basketball, football and baseball . . . he was offered major college scholarships in all three sports . . . owns a bookstore in Berkeley. Lives in Dallas in off-season, but spends considerable time on coast . . . bachelor.

MORTON'S COWBOYS RECORDS

Year	Att.	Comp.	Passing			Int.	Avg. Gn.	TD
			Yds.	Pct.				
1965	34	17	173	50.0	4	5.1	2	
1966	27	13	225	48.1	1	8.3	3	
1967	137	69	987	50.4	10	7.1	10	
1968	85	44	752	51.8	6	8.9	4	
1969	302	162	2,619	53.6	15	8.7	21	
TOTALS	585	305	4,756	52.1	36	8.2	40	

Rushing

Year	No.	Yds.	Avg.	Lg.	TD
1965	3	-8	-2.7	5	0
1966	7	50	9.1	12	0
1967	15	42	2.8	11	0
1968	4	28	7.0	12	2
1969	16	62	4.0	15	1
TOTALS	45	174	3.9	15	3

NEELY, RALPH

Ht: 6-6

Wt: 265

Guard

Born: 9-12-43

Oklahoma

6th Year (D-2 for '65)

PRO: "Ralph," says teammate Bob Lilly, "is the only player I've seen who was never a rookie. He moved right in and did the job." This was sometime ago when Bob made the observation. Certainly Ralph proved him accurate as in five seasons in the NFL, Ralph has been All-Pro at tackle four of them, missing only his first year. And even then he didn't miss by much and his teammates re-

garded him as such for he had "made" the Cowboys theretofore inadequate offensive line. Now, near the peak of his career Ralph gets to prove he's a "pro" once again. During the off-season the Cowboys traded regular right guard John Wilbur to St. Louis and Coach Tom Landry announced he was moving Ralph to guard with the idea of inserting Rayfield at tackle. Ralph made the move without reservation other than the idea it would take him a while to adjust to the position. "We needed height and strength at right guard," said Cowboys Coach Jim Myers. "It's a challenge to Ralph and will take a lot of sacrifice on his part to play the new position. But he was an All-Pro at tackle and I think he'll be an All-Pro at guard." It was Myers, who, when asked how long it would take Ralph to break into the starting lineup as a rookie despite missing camp for the All-Star Game, said: "About the second quarter of the first game." Asked about the move Ralph said simply: "I told the coaches I'd play anywhere they thought it would help the team." Hopefully, Ralph will continue to receive his football thrills although they'll start a yard to the left. "The greatest thrill in football," says Ralph, "is Tuesday morning when we review the game films and the head coach says 'Neely, you did a good job.' Some tackles are weightlifting fanatics. I'm a fanatic on technique. I want to be perfect."

COLLEGE: A two-time All-America tackle at Oklahoma, including consensus selection as a '64 senior . . . Lettered three years, started in all 20 of his games as junior and senior . . . played at 6-5, 245 . . . double-majored in financing and accounting.

PERSONAL: Born in Little Rock, Arkansas, but raised in Farmington, New Mexico, where he was standout high school tackle and center in basketball . . . married to the former Dianne Forte of Farmington and has one son, Dale, age 3 and a daughter, Dedra Ann, age 1. Lives in Dallas in the off-season where he runs Ralph E. Neely Enterprises, an oil and real estate investment firm.

NEELY'S COWBOYS RECORDS

Year	Kickoff Returns				
	No.	Yds.	Avg.	Long	TD
1966	2	18	9.0	13	0
1968	3	17	5.7	9	0
TOTALS	5	35	7.0	13	0

NILAND, JOHN

Guard

Iowa

Ht: 6-3

Wt: 245

Born: 2-29-44

5th Year (D-1 for '66)

PRO: As a forecaster, Tom Landry has been no more accurate than he was in the case of Niland. Drafted No. 1 in 1966, Niland served a year on the bench and prior to his sophomore season, Landry said it was time for John to make his move. He inserted John into the starting left guard position and moved Tony Liscio to tackle. John responded with a good season in 1967. Then, in 1968 as he continued to improve, Landry said if he continues to play this way he'll be All-Pro. Well, John did not make All-Pro in 1968, but he did go to the Pro Bowl. But last season he made All-Pro and could become a



MANDERS



MORTON



NEELY



NILAND



NORMAN

fixture with his speed and quickness. It was in 1968 when he became a strong guardian of quarterbacks that he also became a guardian of the citizenry. Walking downtown in Dallas John spotted a man chasing another, the trailing one shouting "stop that man". Which is precisely what John did, discovering later he was a jewelry thief. In his hammed up version of chasing the culprit, John noted: "I would have caught him sooner, but I had to stop in a phone booth to change into my superman clothes." Now he changes into it every Sunday, but he doesn't figure he's through improving: "Nobody can actually reach that 100 per cent but you have to shoot for it. You try and you'll achieve more."

COLLEGE: Three-year regular for Jerry Burns at Iowa . . . all-America as senior, playing guard final two seasons after working at fullback as sophomore . . . played in East-West and Hula Bowls . . . was Iowa school heavyweight weightlifting champion.

PERSONAL: Born in Quincy, Massachusetts, grew up in Amityville, New York, majored in Political Science at Iowa. Married Iree Van Cleve of Little Rock, Arkansas, in February 1967. John lives in Dallas in the off-season and is active in the Public Relations field for Pepsi Cola, First Security Bank and Trust Company of Carrollton and KDTV.

NORMAN, PETTIS

Ht: 6-3

Wt: 220

Tight End

Born: 1-4-39

Johnson C. Smith

9th Year (FA for '62)

PRO: Quiet and personable off the field, the Dallas business man and humanitarian is one of the real leaders of the Cowboys and without question one of the finest team players. No better example than last season when the club acquired Mike Ditka, who was there to battle Pettis for the tight end job. He was the first to help Ditka. "I knew the system and he didn't," was Pettis' simple explanation. "So I offered suggestions that might help him. If he's able to beat me out, I'll still feel like I've helped the team. If I hadn't done my best toward him, and I kept the job, I wouldn't have been able to live with it." Pettis, in his ninth season, is a rugged competitor and something of a policeman. Long recognized as perhaps the premier blocking tight end in NFL, Pettis is a better receiver than given credit for. When thrown to he can catch it. "Being recognized as a good blocking end is a nice compliment but I'd like to be recognized as the best tight end, period. I'd hate to have that blocking reputation embedded

in everybody's mind so much they get the impression I'm not a receiver also." Pettis is the No. 6 all-time pass receiver for the Cowboys despite dividing time during his career with both Frank Clarke and Ditka.

COLLEGE: A standout as end at little-known Johnson C. Smith, where he was also top student . . . in one '61 game, he caught 5 passes for 133 yards and two TDs and made 14 tackles . . . also clocked a 9.7 time in the 100 in track.

PERSONAL: Born in Lincolnton, Georgia, and grew up in Charlotte, North Carolina . . . married to former Margaret Clinkscales of Charlotte and they have three daughters, Shareen (12-3-64), Sedonna (6-5-68), and Shandra (4-27-70). Pettis lives in Dallas in the off-season where he is a vice president in the loan department of South Oak Cliff State Bank. He was honored by the Dallas Jaycees for work with young people.

NORMAN'S COWBOYS RECORDS

Receiving					Rushing						
Year	No.	Yds.	Avg.	Long	TD	Year	No.	Yds.	Avg.	Long	TD
1962	2	34	17.0	29	0	1967	9	91	10.1	28	0
1963	18	341	18.9	49	3	1968	4	51	12.8	26	0
1964	24	311	13.0	37	2	1969	5	20	4.0	21	0
1965	11	110	10.0	21	3	TOTALS	18	162	9.0	28	0
1966	12	144	12.0	31	0	Kickoff Returns					
1967	20	220	11.0	39	2	Year	No.	Yds.	Avg.	Long	TD
1968	18	204	11.3	34	1	1962	2	5	2.5	5	0
1969	13	238	18.3	31	3	1968	1	0	0.0	0	0
TOTALS	118	1602	13.6	49	14	TOTALS	3	5	1.7	5	0
Punt Returns											
Year	No.	Yds.	Avg.	Long	TD						
1963	1	0	0.0	0	0						

NYE, BLAINE

Guard

Stanford

Ht: 6-4

Wt: 251

Born: 3-29-46

3rd Year (D-5 for '68)

PRO: Because he spent the last two years of his collegiate career playing defense, his progress has been good but not rapid. However, now after two seasons of working on specialty teams and seeing some action, the coaches are most optimistic about his future. "Nye," says Landry, "is capable of challenging for a starting position."

COLLEGE: Nye had been an offensive player as a sophomore, but four days before season opened his junior year he moved to defense and immediately won a job. Nye has good size and speed.

PERSONAL: A physics major, Nye spent the last off-season at the University of Washington where he received his Masters Degree in Physics. From Santa Ana, California, Nye and his wife, Annabelle, have two children, Melissa Madeline (2-6-68), and Blaine (12-21-69).

PATTERSON, GLENN

Center

Nebraska

Ht: 6-3

Wt: 220

Born: 9-7-47

1st Year (D-17 for '70)

Glenn got off to a shaky start at Nebraska when he was injured and unable to play a down his freshman year. But he came back



NYE



PUGH



REEVES



RENFRO



RENTZEL

strong to start every game of his varsity career, two years at tackle and his senior year at center where he was the best blocker in the Big Eight. The Worland, Wyoming, native has the speed, quickness and ability to compete for a job. The Cowboys hope is he can add the necessary poundage to compete strongly. A math major, he was also a basketball standout in high school.

PUGH, JETHRO

Defensive Tackle

Eliz. City St. (N. C.)

Ht: 6-6

Wt: 260

Born: 7-3-44

6th Year (D-11 for '65)

PRO: Through the 1968 season Jethro had established himself after four years in the League to the point Coach Tom Landry said: "Outside of Bob Lilly, I don't know another tackle in the Eastern Conference better than Jethro." But in 1969, while he didn't play poorly, he did not have a big year. This was due to illness and then injury, even to the point he missed a game. In training camp he had an ulcer attack, something he has a history of. Then, later he got a shoulder knocked down and at one point had leg problems. A mild comeback is in order and there is no doubt it will be there. Jethro was an 11th round draft choice who became a windfall. Out of Elizabeth City State, Jethro came to camp with nothing much to exhibit but size. But patience allowed his talent to come to the front. It also helped, as he will tell you, to have Bob Lilly playing on the other side. Someone mentioned to Pugh one time that Lilly might someday retire and he would draw the double and triple teaming Lilly does. "Don't you know I have ulcers?" Jethro said. "Please don't mention anything to me about Bob not being there." Pugh is ready now though and it doesn't matter much who is on the other side: "When he's aroused," says Ernie Stautner, "he a great one."

COLLEGE: A two-year All-CIAA tackle at Elizabeth City State College, he was also the team's most valuable lineman his senior season... was first rookie to sign with Cowboys after '64 draft.

PERSONAL: A native of Windsor, North Carolina, where he was a schoolboy football star... Jethro married Dallasite Beverly Etter in June of 1966 and they have one son, Jethro, III. Jethro is employed by John Hancock Life Insurance Company.

PUGH'S COWBOYS RECORDS

Opponents' Fumble Recoveries

Year	No.	Yds.	Avg.	Long	TD
1969	1	0	0.0	0	0

REEVES, DAN**Running Back****South Carolina**

Ht: 6-1

Wt: 200

Born: 1-19-44

6th Year (FA for '65)

PRO: Just when it looked like he had done everything possible for the Cowboys, Dan has found something else to do — coach. Reeves stands third on the all-time rushing charts; he's seventh on the all-time receiving charts; he's been as good a running pass thrower as just about anybody in the game and he's eased minds by serving as insurance quarterbacking help. Now he's the offensive backfield coach. "This is an unbelievable opportunity. I've always wanted to coach, and now I can learn from the man who I've always thought was the best coach in football. I like the system and the philosophy of offense. It just couldn't have worked out better for me." While an adjustment period was anticipated, it isn't like he is moving into a new business. Landry and Ermal Allen have always been impressed with Dan's knowledge of the game. "I think my quarterbacking background and attending the quarterback meetings have helped me in understanding the overall picture. I've always tried to learn as much as I could about the game because I knew someday I'd like to coach." A free agent, Reeves was tried in the secondary and as a receiver and finally as a running back. In his sophomore season he made it big, rushing for 757 yards. He had a good year in 1967, then was injured in game four in 1968. While he came back from injury it took time and when he was ready Calvin Hill had taken over the position. Still he had that crazy knack for scoring and made four touchdowns rushing while carrying the ball only 59 times. "Reeves' great quality is one of the intangibles of football," Landry has said. "He just simply has the knack for doing the right thing at the right time. It's a gift. Doak Walker had it. Paul Hornung had it."

COLLEGE: Second team All-ACC choice in 1962 and '64 as quarterback under Marvin Bass . . . Set 10 school offensive records and threw for 348 yards against Big Eight champ Nebraska in '64.

PERSONAL: Native of Rome, Georgia, he grew up in Andersonville, Georgia . . . Married to Pamela Ann White in 1964, has two children, a girl, Dana, 4, and a boy, Michael Leon, 2.

REEVES' COWBOYS RECORDS

Rushing					Receiving						
Year	No.	Yds.	Avg.	Long	TD	Year	No.	Yds.	Avg.	Long	TD
1965	33	102	3.1	13	2	1965	9	210	23.3	47	1
1966	175	757	4.3	67	8	1966	41	557	13.6	51	8
1967	173	603	3.5	32	5	1967	39	490	12.6	60	6
1968	40	178	4.5	25	4	1968	7	84	12.0	21	1
1969	59	173	2.9	12	4	1969	18	187	10.4	29	1
TOTALS	480	1813	3.8	67	23	TOTALS	114	1528	13.4	60	17
Kickoff Returns					Punt Returns						
Year	No.	Yds.	Avg.	Long	TD	Year	No.	Yds.	Avg.	Long	TD
1965	2	45	22.5	24	0	1966	2	—1	—0.5	2	0
1966	3	56	18.7	21	0						
TOTALS	5	101	20.2	24	0						
Passing											
Year	Ath.	Comp.	Yds.	Pct.	Int.	Avg. Gn.	TD				
1965	2	1	11	50.0	0	5.5	0				
1966	6	3	48	50.0	0	8.0	0				
1967	7	4	195	57.1	1	27.9	2				
1968	4	2	43	50.0	0	10.8	0				
1969	3	1	35	33.3	1	11.6	0				
TOTALS	22	11	332	50.0	1	15.1	2				

RENFRO, MEL**Ht: 6-0****Wt: 190****Cornerback****Born: 12-30-41****Oregon****7th Year (D-2 for '64)**

PRO: If you are not a team player, talent can be a handicap. It is well, then, that Renfro is a team player. Because he has talent running out his ears. The result has been that Renfro has been moved, and moved, and moved again, always performing well. He is, whether at safety, cornerback or even on offense as it was in 1966, a team strength. He is easily the career leader in interceptions. Yet he has been in the League only six seasons. He has been the premier kickoff return leader. He has been tried on offense, where he did well until injured. He is second only to Bob Hayes as a punt return man. Thus he went into 1970 as he did in 1969, headed for cornerback, but facing the possibility of going to safety. "We feel like right now he could help the team more at cornerback. But, we must have a good free safety in our system to be effective." And on that subject Landry says: "Mel's the best there is in the League at free safety. He's just got a great knack for the position." The thought had been to put Mel at corner for 1969, but once again he ended up at free safety where he set a club record for 10 interceptions (he has 31 for his career) and made All-Pro for the third time. He's been in the Pro Bowl six times. Mel's first love has always been carrying the football and he did well until he was injured in 1966. Now he gets his hands on it only when he intercepts. "The opponent doesn't only have to worry about him getting the ball," says 49'er Coach Dick Nolan, "they have to be very concerned with what he does with it when he gets it." Mel has a 100-yard kick-off return to his credit.

COLLEGE: One of the all-time performers at Oregon as an All-America halfback, also standout trackman with bests of 9.6 in 100, 13.8 in high hurdles and 25-11 $\frac{3}{4}$ in the broad jump . . . Played in the 1964 All-Star game.

PERSONAL: Born in Houston but grew up in Portland where he was a legendary schoolboy athlete—all-state halfback and versatile trackman who set state records in both hurdle races and broad jump. Married to former Patricia Burch of Portland and has two boys, Mel Jr. (1-25-64), Tony (3-29-65), and a girl, Cindy (3-14-68). Mel lives in Dallas in the off-season.

RENFRO'S COWBOYS RECORDS

Year	Pass Interceptions				
	No.	Yds.	Avg.	Long	TD
1964	7	110	15.7	39	1
1965	2	92	46.0	90	1
1966	2	57	28.5	33	0
1967	7	38	5.4	30	0
1968	3	5	1.7	5	0
1969	10	118	11.8	41	0
TOTALS	31	420	13.6	90	2

Year	Kickoff Returns				
	No.	Yds.	Avg.	Long	TD
1964	40	1017	25.4	64	0
1965	21	630	30.0	100	1
1966	19	487	25.6	87	1
1967	5	112	22.4	30	0
TOTALS	85	2246	26.4	100	2

Year	Rushing				
	No.	Yds.	Avg.	Long	TD
1966	8	52	6.5	27	0

Year	Punt Returns				
	No.	Yds.	Avg.	Long	TD
1964	32	418	13.1	69	1
1965	24	145	6.0	35	0
1966	21	123	5.9	38	0
1967	3	—	—	0.3	7
1969	15	80	5.3	34	0
TOTALS	95	765	8.0	69	1

Year	Opponents' Fumble Recoveries				
	No.	Yds.	Avg.	Long	TD
1965	2	1	0.5	1	0
1967	1	0	0.0	0	0
1968	1	6	6.0	6	0
TOTALS	4	5	1.3	6	0

Year	Receiving				
	No.	Yds.	Avg.	Long	TD
1966	4	65	16.3	42	0

RENTZEL, LANCE**Wide Receiver****Oklahoma****Ht: 6-2****Wt: 202****Born: 10-14-43****6th Year (D-2 for '65)**

PRO: The heretofore blithe spirit of the Cowboys took on a new role in the off-season and has been working toward the forming of an organization of young people of the silent majority. "I believe in the right to dissent," says Rentzel, "but I think some demonstrations have gotten out of hand. I think our generation should take a positive stand and not action which causes more problems." Rentzel turned out to be one of the big bargains in Club history, coming to the Cowboys from Minnesota for a third round draft choice after spending two seasons with the Vikings primarily on specialty teams. He has led the Club in number of catches in each of his three seasons, bagging 58, 54 and 43, and ranks fourth among all-time Cowboys receivers. And he holds the Cowboys single game record of 13 catches for 223 yards. The low of 43 last year could probably be explained in two ways—the increased running of Calvin Hill and that running mate Bob Hayes missed four games, allowing the opponents to double-team more. When Hayes is in the line-up, there is obviously little double coverage on Rentzel. Last year was Rentzel's biggest in touchdowns as he scored 13 times, 12 of them catching passes. His catches averaged 22.3 yards.

COLLEGE: All-Big Eight halfback at Oklahoma . . . broke into college football in Cotton Bowl against Texas as sophomore . . . came off injured list too late and hitchhiked to game, suited up and caught two long passes . . . caught TD pass against Cleveland in All-Star game.

PERSONAL: An All-America high schooler at Casady in Oklahoma City where he grew up . . . born in Flushing, New York, he is making his home in Dallas . . . math major and an accomplished pianist and organist who has played professionally . . . recording contract with Columbia Records, and pondering acting parts . . . has a younger brother at SMU. Married to Joey Heatherton and has done considerable television work himself.

RENTZEL'S RECORDS WHILE WITH MINNESOTA

Year	Punt Returns				Year	Kickoff Returns					
	No.	Yds.	Avg. Long	TD		No.	Yds.	Avg. Long	TD		
1965	4	9	2.3	6	0	1965	23	602	26.2	101	1
1966	11	16	1.5	14	0	1966	9	181	20.0	28	0
TOTALS	15	25	1.7	14	0	TOTALS	32	783	24.5	101	1

Pass Receiving

Year	No.	Yds.	Avg. Long	TD
1966	2	10	5.0	8

RENTZEL'S COWBOYS RECORDS

Year	Receiving				Year	Punt Returns					
	No.	Yds.	Avg. Long	TD		No.	Yds.	Avg. Long	TD		
1967	58	996	17.2	74	8	1967	6	45	7.5	21	0
1968	54	1009	18.7	65	6	1968	14	93	6.6	27	0
1969	43	960	22.3	75	12	1969	4	14	3.5	3	0
TOTALS	155	2965	19.1	75	26	TOTALS	24	152	6.3	27	0

CAREER

TOTAL	39	177	4.5	27	0
--------------	-----------	------------	------------	-----------	----------

Rushing

Year	No.	Yds.	Avg. Long	TD
1969	2	11	5.5	14

RUCKER, REGGIE **Wide Receiver** **Boston University**
Ht: 6-2 **Wt: 190** **Born: 9-21-47** **1st Year (FA for '68)**

A late signee last year, Reggie stuck as a free agent, taxied all year and was activated for a look in the Play-Off Bowl game in Miami. He is still a rookie. A three sport letterman at Boston (basketball, baseball and football), he has great speed and went into camp a solid threat to make the squad. A physical education major, Reggie is married to the former Carole Hines and they have two children, Derek (10-2-66), and Shannon (1-14-70).

SHAW, RICK **Tight End** **Arizona State**
Ht: 6-4 **Wt: 205** **Born: 10-20-46** **1st Year (D-6 for '69)**

Rick went into training camp expected to make the strongest tight end bid of any rookie in a long time. A former quarterback-flanker-cornerback at Arizona State, Rick bypassed his senior season to play with Calgary in the Canadian League where he has been the past two seasons. The bulk of the time in Canada he played at cornerback, intercepting 10 passes in two years. He played offense in one game his rookie year there, however, and caught three touchdown passes from Pete Liske. In the same game he returned a fumble for a touchdown. Rick attended Hoover High in San Diego, entered Colorado, then transferred to A.S.U. Shaw makes his home in Tucson where he and his wife, Suzie, have one daughter, Sheri (4-5-70).

SHY, LES **Running Back** **Long Beach State**
Ht: 6-1 **Wt: 200** **Born: 4-5-44** **5th Year (D-12 for '66)**

PRO: Les had just trimmed down to his fastest, quickest self at 197 pounds going into training camp last year to make a run at the starting halfback job. Then, all at once Don Perkins retired and Shy was to battle Walt Garrison for the inside running job. "I had spent a month eating one meal a day to get down to 195 and I thought the effort had been wasted." Landry debunked this. "Shy's explosiveness is the factor, not his weight," the coach said in referring to running to daylight inside. Les is in his fifth season and has been valuable with his versatility. He is a good receiver. His best rushing day was 89 yards against St. Louis.

COLLEGE: Had outstanding collegiate career, rushing for 488 yards and seven TDs as senior despite being hobbled by injuries . . . picked up 354 and five TDs as junior . . . played for Don Reed, the team losing only three games in his two varsity seasons . . . honorable mention small college All-America.

PERSONAL: Born in Cleveland, Ohio . . . played his high school football at Ganessa High in Pomona, California . . . single . . . brother Don, an outstanding hurdler and halfback, has played for Pittsburgh and New Orleans. Les lives in Pomona in the off-season. He and his brother own a restaurant called Papa Shy's Pro Barbecue in Pomona.

SHY'S COWBOYS RECORDS

Rushing					Receiving						
Year	No.	Yds.	Avg.	Long	TD	Year	No.	Yds.	Avg.	Long	TD
1966	17	118	6.9	68	1	1967	3	36	12.0	19	0
1967	17	59	3.5	13	0	1968	10	105	10.5	41	0
1968	64	179	2.8	17	1	1969	8	124	15.5	49	1
1969	42	154	3.7	23	1	TOTALS	21	265	12.6	49	1
TOTALS	140	510	3.6	68	3	Kickoff Returns					
						Year	No.	Yds.	Avg.	Long	TD
						1967	5	96	19.2	35	0
						1969	3	47	15.6	24	0
						TOTALS	8	143	17.9	35	0

SOUTHERLAND, IVAN

Defensive Tackle

Clemson

Ht: 6-4

Wt: 246

Born: 9-26-49

1st Year (D-11 for '70)

If having a knack for being where the football is can aid Ivan as it did Larry Cole out of the 1968 draft, then the All-ACC defensive tackle has to be given a chance. An alternate at end as a sophomore he was a regular for two seasons and for the career recovered 11 fumbles. The Park and Recreation major from Greenwood, South Carolina, had 54 individual tackles, 21 assists and six recoveries as a senior for Coach Frank Howard.

STAUBACH, ROGER

Quarterback

Navy

Ht: 6-3

Wt: 197

Born: 2-5-42

2nd Year (D-10 for '64)

as future

PRO: Few players have come into the pro world with more fanfare than Staubach. And the indications are they were justified. The elderly rookie of last season played well in the only regular season game which he started, that being the opener when Craig Morton was out with a dislocated finger. Landry says Roger is capable of challenging Morton, but seriously for 1970 only if Morton should have difficulty re-establishing his passing form of the early part of 1969. The jolly scrambler proved as time went on that he could drop back and throw the football. Roger has, in addition to his physical ability, great leadership qualities. As teammate Ralph Neely recalls from the time they were in the All-Star game together: "After 30 minutes on the field we could have taken a vote and elected Staubach captain. I don't know why—it's just something about the guy that exudes leadership. He's got it."

COLLEGE: Roger must be rated as one of the outstanding collegiate players of all time and certainly as great a figure as ever played for Navy. He won the Heisman Trophy as a junior and still holds 13 of the 28 Naval Academy records he set as a midshipman. Some are phenomenal. He hit 67.3 per cent of his passes as a sophomore and his career total was 63.6. He averaged 9.9 yards per attempt in 1962 and 9.2 the following year. His career record for total offense was 4,253 yards. Some of his awards were AP and UPI Back of the Year, Maxwell Trophy, Sport's Top Performer in College and Football, etc. The list is lengthy. In addition, he won a basketball letter and was a regular in baseball, batting .420 one season as a centerfielder.



SHY



STAUBACH



STINCIC



TOWNES



WALKER

PERSONAL: Roger completed a four-year hitch in the Navy, having spent one year in Vietnam and the bulk of the rest at Pensacola where he was able to play for the base team. He attended Purcell High in Cincinnati, but wasn't a quarterback until his senior season. He was twice All-City in basketball and once each in football and baseball. He was captain of the All-Star squad at Chicago. He is married to the former Marianne Hoobler and they have three girls, Jennifer (6-21-66), Michelle (5-23-68), and Stephanie Marie (6-25-69). Roger works for Henry S. Miller Company in the off-season.

STAUBACH'S COWBOYS RECORDS

Year	Att.	Comp.	Passing		Pct.	Int.	Avg. Gn.	TD
			Yds.					
1969	47	23	421		49.0	2	9.0	1
Year	Rushing		No.	Yds.	Avg.	Long	TD	
1969	15	60	4.0	19		1		

STINCIC, TOM

Linebacker

Michigan

Ht: 6-4 Wt: 230 Born: 11-24-46 2nd Year (D-3 for '69)

PRO: Like most rookies, Stincic did not play a lot in his first season last year, but he showed enough to all concerned that he has a future and it could begin in 1970. "I think the most challenging player to the regulars right now would be Tom," Landry says. "He has the size, speed, the agility and the ability to move into pass defense."

COLLEGE: All-Big Ten his last two years at Michigan, Tom was captain his senior year. However, his leadership qualities were recognized earlier when as a freshman defensive end, he received the award given annually for that trait.

PERSONAL: Tom grew up in Cleveland where he attended John Marshall High. Tom is single. He spent the off-season in Cleveland.

THOMAS, DUANE

Running Back

West Texas State

Ht: 6-1 Wt: 220 Born: 6-21-47 1st Year (D-1 for '70)

The name Calvin Hill stunned the world when he was chosen No. 1 in the draft in 1969. He became rookie of the year. This makes scout Red Hickey's remarks impressive: "If we rated on pure ability — running, catching, blocking — we'd probably rate Thomas ahead of Hill. Whether he turns out to be another Hill is another story. He

WALKER, MALCOLM**Ht: 6-4****Wt: 249****Born: 5-24-43****Center****Rice****5th Year (D-2 for '65)**

PRO: In three years the Cowboys had three different centers until Malcolm took the job in 1968. Now the big former Rice star will be going for his third, trying to recover from a bad knee which required surgery and, as usual, fighting off Dave Manders. Walker is a classic case of patience paying off, for while he has played only four seasons he was drafted second in 1965. He was injured practicing for the All-Star Game in Chicago and missed all of his rookie season following surgery. Still not sound, he didn't make his debut until late in 1966 on specialty teams. Early in his career he had weight problems, but has worked hard for better distribution, taking for instance, three inches off his thighs. "When you start playing regularly, you gain a certain confidence. And it helps you believe you can do the job."

COLLEGE: One of all-time great linemen at Rice where he was three-year two-way regular . . . twice all-Southwest Conference . . . made all-Academic team as math major.

PERSONAL: A Dallas native, he was a much-sought schoolboy player at South Oak Cliff, where he also played basketball . . . was All-City in both. Lives in Dallas during the off-season, working as an accountant for Evans, Steenson & Tudor. He is also attending SMU for a Master's in Accounting and CPA Certification. Married to former Mary Jo Holder of Houston and they have one son, Joel Wyane (12-13-68).

WASHINGTON, MARK**Ht: 5-11****Wt: 183****Born: 12-28-47****Cornerback****Morgan State****1st Year (D-13 for '70)**

Mark was voted comeback player of the year at Morgan State after his junior season, was named co-captain and responded by intercepting six passes to climax a four-year career as a regular. For the career he intercepted 15 passes. Mark, a native of Chicago where he attended Harlan High School, has a B average in chemistry. Good speed and a hitter.

WATERS, CHARLIE**Ht: 6-1****Wt: 193****Born: 9-10-48****Cornerback-Safety****Clemson****1st Year (D-3 for '70)**

Charlie comes to the Cowboys blessed with an excellent reputation as a pass receiver, gained after being converted from quarterback. But it will all be cast aside since it is believed he has an excellent chance as a defensive back. The North Augusta, South Carolina, swiftie (4.65) finished his career for Coach Frank Howard as the No. 3 all-time pass receiver and would have been No. 1 had he played there all the way. But he was a quarterback as a sophomore and through the first three games of 1968 when the regular quarterback was injured. For his career he caught 68 for 1,165, that in only 15 games. Charlie won three letters each in baseball and basketball in high school and two in football. He majored in science teaching. When his name came up in the draft, scout Red Hickey told Coach Tom Landry: "Tom, I'd take this boy and tell him to start back pedaling. He's a good athlete and he can play defense."

WELCH, CLAXTON **Running Back** **Oregon**
 Hr: 5-11 Wt: 203 Born: 7-3-47 2nd Year (D-9 for '69)

PRO: On the active roster only part of the time last year, Welch is another of the Cowboys strong crop of rookies in 1969 who could make his presence felt this year. He has good speed (4.6) and needs only to run under control more to be extra.

COLLEGE: Was a tremendous inside runner for Oregon, rushing for 525 yards as a senior despite missing three of the last four games. As a junior he gained 474 yards rushing and caught seven passes for 109 yards.

PERSONAL: A Sociology major, Claxton grew up in Portland, Oregon, where he was an All-State player in both football and basketball for David Douglas High. He is single. He spent the off-season in the National Guard.

WELCH'S COWBOYS RECORDS

Year	Rushing				Year	Kickoff Returns			
	No.	Yds.	Avg.	Long TD		No.	Yds.	Avg.	Long TD
1969	6	21	3.5	6 0	1969	5	112	22.4	35 0

WHITSELL, DAVE **Safety** **Indiana**
 Hr: 6-0 Wt: 185 Born: 7-14-36 13th Year (D-24 for '58)

PRO: David came to the Cowboys from New Orleans with rookie running back Tom Broadhead in a trade for Jackie Burkett just before the season started. The dozen-year veteran, who has played with three clubs and been on the roster of two others, ranks second among active pass thieves in the National Conference with 46. And only three years ago he led the NFL with 10. The past two seasons he picked off six and three, but played hurt the last five games. He was named the UPI Comeback Player of the Year the 1967 campaign. If he can put it together for another season he could be a valuable asset for the Cowboys.

COLLEGE: Played two years of defense for Coach Phil Dickens at Indiana.

PERSONAL: Dave has a BS degree from Indiana. He and his wife, Jacque, have four children: Amy Jo, Lisa Kay, Mike and Danny. He makes his home in New Orleans where he is in several businesses. He also has business ties in Indianapolis.

WHITSELL'S RECORDS

WHILE AT DETROIT

Year	Interceptions			
	No.	Yds.	Avg.	TD
1958	1	29	29.0	0
1959	0	0	0	0
1960	0	0	0	0
TOTALS	1	29	29.0	0

WHITSELL'S RECORDS

WHILE AT CHICAGO

Year	Interceptions			
	No.	Yds.	Avg.	TD
1961	6	123	20.5	0
1962	5	45	9.0	0
1963	6	61	10.2	1
1964	2	57	28.5	0
TOTALS	19	286	15.0	1

WHITSELL'S RECORDS
WHILE AT NEW ORLEANS

Interceptions

Year	No.	Yds.	Avg.	TD
1965	4	67	16.8	1
1966	3	44	14.7	0
1967	10	178	17.8	2
1968	6	50	8.3	0
1969	3	14	4.6	0
TOTALS	26	353	13.6	3
CAREER				
TOTAL	46	668	14.5	4



WELCH



WHITSELL



WHITTINGHAM



WIDBY



WRIGHT

WHITTINGHAM, FRED

Hr: 6-2

Wr: 240

Born: 2-4-39

Linebacker California Poly

6th Year (FA for '63)

PRO: Fred came to the Cowboys just before the season last year after three stops in the NFL. Signed originally as a free agent by Los Angeles, he missed his first season with injuries. He played one year for the Rams and two for Philadelphia before going to New Orleans in the expansion draft. Active for seven games last year, Fred saw duty on specialty teams but little else. A strong and great hitter, he could come through after a year of learning the system.

COLLEGE: Attended Brigham Young before transferring to California Poly. Had concussion and missed tragic airline trip when California Poly team went down in Ohio. He was an NCAA heavy-weight boxing champion and had opportunities to fight professionally.

PERSONAL: A California resident, Fred teaches school in Glendora. A native of Boston, Massachusetts, he has a masters degree in education. He and his wife, Nancy, have three sons.

WIDBY, RON

Hr: 6-4

Wr: 210

Born: 3-9-45

Punter**Tennessee**

3rd Year (D-4 for '67)

PRO: Although he's been punting only two years in the NFL, Ron finished the 1969 season as the No. 2 punter with his 43.3 average, second only to David Lee's 45.3. A big improvement for Ron was in consistency. His average came saddled with one lousy punt (eight yards) and without any lucky kick, his longest going 62 yards. Ron was originally drafted by New Orleans but came to Dallas where he taxied and played a year for Oklahoma City in the minors.

COLLEGE: Widby was the NCAA punting champion as a senior at Tennessee with a 43.8 yard average and was also a collegiate All-America as a basketball player.

PERSONAL: With the possible exception of coach Eral Allen, Widby holds one distinction among the Cowboys family: he is the best golfer. He plays to a two handicap and is considering a professional career as a teaching pro. Ron also played pro basketball with New Orleans in the ABA after the 1967 season. Ron and his wife, Joan, have one son, Ronald Scott (11-5-68).

WIDBY'S COWBOYS RECORDS

Year	Punting			Long	Blk.
	No.	Yds.	Avg.		
1968	59	2415	40.9	84	0
1969	63	2729	43.3	62	0
TOTALS	122	5144	42.2	84	0

WILLIAMS, CLARENCE **Defensive End** **Prairie View**
Ht: 6-5 **Wt: 253** **Born: 9-3-46** **1st Year (D-11 for '69)**

Clarence is back for a second shot, having taxied all of the 1969 season. A good athlete with potential. A native of Sweeny, Texas, he was a 48-foot shotputter and 145-foot discus thrower while lettering in track. He is a physical education major.

WILLIAMS, JOE **Running Back** **Wyoming**
Ht: 6-0 **Wt: 193** **Born: 3-30-47** **1st Year (D-12 for '70)**

A native of Center, Texas, Joe played at Lufkin Dunbar, which had a 26-3 record, before playing for Wyoming. He has outstanding speed (4.6) and has also exhibited some power running. A tri-captain at Wyoming, his best year came as a junior when he rushed for 596 yards. He's a physical education major.

WRIGHT, RAYFIELD **Tackle** **Ft. Valley State (Ga.)**
Ht: 6-6 **Wt: 255** **Born: 8-23-45** **4th Year (D-7 for '67)**

PRO: Ever since Rayfield came up in 1967, the word potential has been used as if an actual piece of his name, and this whether he was at tight end or offensive tackle or ever so briefly in camp at one time, as defensive end. So much so a couple of college students last year began a campaign to "Unleash Rayfield Wright". At times he was unleashed, particularly against Los Angeles when Ralph Neely was unable to go. As a result of his performance against Deacon Jones in that game he went into the 1970 season as a threat to start. Said Landry: "It may be particularly difficult for the regulars to keep Wright out of the line-up. Where he could break in we don't know. If he didn't beat out a tackle, it is possible that we might have a readjustment in the line, switching some guards and tackles." The coach's observations were made in early spring. Then, shortly before training camp the confidence in Wright was further stressed. Regular right guard, John Wilbur, was traded to St. Louis, All-Pro tackle, Ralph Neely, was moved to that guard spot and the right tackle assignment was Wright's. The improved weight program worked wonders with Wright and he went into camp at about 255.

COLLEGE: From Ft. Valley State in Georgia, "Big Tom" was all-Conference football and basketball player as well as track man. He logged 50 flat quarter.

PERSONAL: From Griffin, Georgia, Wright now makes his home in Dallas and was married in 1968 to long-time sweetheart, Andrea Joyce Lampkin in Atlanta. He worked with Sanger-Harris in the off-season.

WRIGHT'S COWBOYS RECORDS

Year	Rushing				Year	Receiving				
	No.	Yds.	Avg.	Long		TD	No.	Yds.	Avg.	Long
1968	1	-10	-10.0	—	0	1	15	15.0	15	1
1969	1	12	12.0	12	0	1	12	12.0	12	0
TOTALS	2	2	13.5	15	1	2	27	13.5	15	1

Cowboys All-Time Roster

- Andrie, George, DE, Marquette, 1962-69
Babb, Gene, LB-FB, Austin College, 1960-61
Baker, Sam, Kicker, Oregon State, 1962-63
Barnes, Gary, OE, Clemson, 1963
Baynham, Craig, RB, Georgia Tech, 1967-69
Belden, Bob, QB, Notre Dame, 1969
Bercich, Bob, DHB, Michigan State, 1960-61
Bielski, Dick, OE, Maryland, 1960-61
Bishop, Don, DHB, City College of Los Angeles, 1960-65
Boeke, Jim, OT, Heidelberg, 1964-67
Borden, Nate, DE, Indiana, 1960-61
Braatz, Tom, LB, Marquette, 1960
Bradfute, Byron, OT, Southern Mississippi, 1960-61
Brock, Clyde, DT, Utah State, 1962-63
Brown, Otto, S, Prairie View, 1969
Bullocks, Amos, OHB, Southern Illinois, 1962-64
Burkett, Jackie, LB, Auburn, 1968-69
Butler, Bill, DHB, Chattanooga, 1960
Clark, Mike, K, Texas A&M, 1968-69
Clark, Monte, OT, USC, 1962
Clark, Phil, DB, Northwestern, 1967-69
Clarke, Frank, OE, Colorado, 1960-67
Cole, Larry, DE, Hawaii, 1968-69
Colvin, Jim, DT, Houston, 1964-66
Cone, Fred, PAT-FG, Clemson, 1960
Connelly, Mike, C, Utah State, 1960-67
Conrad, Bobby Joe, WR, Texas A&M, 1969
Cronin, Gene, DE, COP, 1960
Cvercko, Andy, G, Northwestern, 1961-62
Daniels, Dick, DB, Univ. of Pacific (Ore.), 1966-68
Davis, Donnie, OE, Southern, 1962
Davis, Sonny, LB, Baylor, 1961
Deters, Harold, K, No. Carolina St., 1967
Dial, Buddy, OE, Rice, 1964-66
Dickson, Paul, OT, Baylor, 1960
Diehl, John, DT, Virginia, 1965
Ditka, Mike, TE, Pittsburgh, 1969
Doelling, Fred, DHB, Penn, 1960
Donohue, Leon, OG, San Jose State, 1965-67
Doran, Jim, OE, Iowa State, 1960-61
Douglas, Merrill, FB, Utah, 1961
Dowdle, Mike, FB-LB, Texas, 1960-62
Dugan, Fred, OE, Dayton, 1960
Dunn, Perry Lee, OHB, Mississippi, 1964-65
Dupre, L. G., OHB, Baylor, 1960-61
East, Ron, DT, Montana State, 1967-69
Edwards, Dave, LB, Auburn, 1963-69
Falls, Mike, G, Minnesota, 1960-61
Fisher, Ray, OT, Eastern Illinois, 1960
Folkins, Lee, OE, Washington, 1962-64
Flowers, Richmond, S, Tennessee, 1969
Franckhauser, Tom, DHB, Purdue, 1960-61
Frank, Bill, OT, Colorado, 1964
Frost, Ken, DT, Tennessee, 1961-62
Fry, Bob, OT, Kentucky, 1960-64
Gaechter, Mike, DHB, Oregon, 1962-69
Garrison, Walt, FB, Oklahoma State, 1966-69
Gent, Pete, OE, Michigan State, 1964-68
Gibbs, Guy, QB, TCU, 1963
Gonzaga, John, DE, no college, 1960
Granger, Charlie, OT, Southern, 1961
Green, Allen, K, Mississippi, 1961
Green, Cornell, DHB, Utah State, 1962-69
Gregory, Glynn, OE-DHB, SMU, 1961-62
Grottkau, Bob, G, Oregon, 1961
Guy, Buzz, G, Duke, 1960
Hagen, Halvor, G, Weber St., 1969
Hansen, Wayne, LB, Texas Western, 1960
Harris, Jim, DHB, Oklahoma, 1961
Hayes, Bob, OE, Florida A&M, 1965-69
Hayes, Wendell, OHB, Humboldt State, 1963
Hays, Harold, LB, Southern Mississippi, 1963-67
Healy, Don, DT, Maryland, 1960-61
Heinrich, Don, QB, Washington, 1960
Herchman, Bill, DT, Texas Tech, 1960-61
Hill, Calvin, RB, Yale, 1969
Homan, Dennis, FL, Alabama, 1968-69
Houser, John, C-G, Redlands, 1960-61
Howley, Chuck, LB, West Virginia, 1961-69
Howton, Bill, OE, Rice, 1960-63
Hoyem, Lynn, C-G, Long Beach State, 1962-63
Humphrey, Buddy, QB, Bay'or, 1961
Husmann, Ed, DT, Nebraska, 1960
Isbell, Joe Bob, G, Houston, 1962-65
Johnson, Mike, DB, Kansas, 1966-69
Johnson, Mitch, OG, UCLA, 1965
Jordan, Lee Roy, LB, Alabama, 1963-69
Kowalczyk, Walt, FB, Michigan State, 1960
Kupp, Jake, G, Washington, 1964-65
LeBaron, Eddie, QB, COP, 1960-63
Lewis, D. D., LB, Mississippi State, 1968
Lewis, Woodley, OE, Oregon, 1960
Lilly, Robert, DE-DT, TCU, 1961-69
Liscio, Tony, OT, Tulsa, 1963-64, 66-69
Livingston, Warren, DHB, Arizona, 1961-66
Lockett, J. W., FB, Central (Okla.) State, 1961-62
Logan, Obert, DHB, Trinity (Texas), 1965-66
Long, Bob, LB, UCLA, 1962
Lothridge, Billy, P-QB, Georgia Tech, 1964
Maegle, Dick, DHB, Rice, 1961
Manders, Dave, C, Michigan State, 1964-66, 68-69
Marsh, Amos, FB, Oregon State, 1961-64

Mathews, Rav, OE, Clemson, 1960
 McCreary, Bob, OT, Wake Forest, 1961
 McDaniels, David, FL, Mississippi Valley, 1968
 McDonald, Tommy, OE, Oklahoma, 1964
 McIlhenny, Don, FB, SMU, 1960-61
 Memmelaar, Dale, G, Wyoming, 1962-63
 Meredith, Don, QB, SMU, 1960-68
 Meyers, John, DT, Washington, 1962-63
 Mooty, Jim, DHB, Arkansas, 1960
 Morton, Craig, QB, California, 1965-69
 Murchison, Ola Lee, OE, Pacific U., 1961
 Neely, Ralph, G, Oklahoma, 1965-69
 Niland, John, OG, Iowa, 1966-69
 Nolan, Dick, DHB, Maryland, 1962
 Norman, Pettis, OE, J. C. Smith, 1962-69
 Norton, Jerry, DHB, SMU, 1962
 Nutting, Ed, OT, Georgia Tech, 1963
 Nye, Blaine, G, Stanford, 1968-69
 Overton, Jerry, DHB, Utah, 1963
 Patera, Jack, LB, Oregon, 1960-61
 Perkins, Don, OHB, New Mexico, 1961-68
 Poimboeuf, Lance, K, Southwestern La., 1963
 Porterfield, Garry, DE, Tulsa, 1965
 Pugh, Jethro, DT, Elizabeth City State, 1965-69
 Putnam, Duane, G, COP, 1960
 Randle, Sonny, E, Virginia, 1968
 Reese, Guy, DT, SMU, 1962-63
 Reeves, Dan, OHB, South Carolina, 1965-69
 Renfro, Mel, DHB, Oregon, 1964-69
 Rentzel, Lance, FL, Oklahoma, 1967-69
 Rhome, Jerry, QB, Tulsa, 1965-68
 Ridgway, Colin, K, Lamar Tech, 1965
 Ridlon, Jim, DHB, Syracuse, 1963-64
 Roach, John, QB, SMU, 1964
 Sandeman, Bill, DT, Univ. of Pacific (Calif.), 1966
 Schoenke, Ray, OT, SMU, 1963-64
 Sherer, Dave, P, SMU, 1960
 Shy, Les, HB, Long Beach St., 1966-69
 Simmons, Dave, LB, Georgia Tech, 1968
 Smith J. D., OHB, North Carolina A&T, 1965-66
 Smith, Jim Ray, G-OT, Baylor, 1963-64
 Staubach, Roger, QB, Navy, 1969
 Stephens, Larry, DE, Texas, 1963-67
 Stiger, Jim, OHB, Washington, 1963-65
 Stincic, Tom, LB, Michigan, 1969
 Stokes, Sims, FL, No. Arizona, 1967
 Stynchula, Andy, DE, Penn State, 1968
 Talbert, Don, OT-DE, Texas, 1962, 65
 Townes, Willie, DE, Tulsa, 1966-68
 Tubbs, Jerry, LB, Oklahoma, 1960-67
 Van Raaphorst, Dick, FG, Ohio State, 1964
 Villanueva, Danny, K, New Mexico State, 1965-67
 Walker, Malcolm, C, Rice, 1966-69
 Wayt, Russell, LB, Rice, 1965
 Welch, Claxton, RB, Oregon, 1969
 Whitfield, A. D., OHB, North Texas St., 1965
 Whittingham, Fred, LB, California Poly, 1969
 Widby, Ron, P, Tennessee, 1968-69
 Wilbur, John, OT, Stanford, 1966-69
 Wisener, Gary, DHB, Baylor, 1960
 Wright, Rayfield, T, Ft. Valley State, 1967-69
 Youmans, Maury, DE, Syracuse, 1964-65

Honor Roll by Colleges

Alabama 2; Arizona 1; Arkansas 1; Auburn 2; Austin College 1; Baylor 6; California 1; California Poly 1; Central (Okla.) State 1; Chattanooga 1; City College of Los Angeles 1; Clemson 3; College of the Pacific 3; Colorado 2; Dayton 1; Duke 1; Eastern Illinois 1; Elizabeth City State 1; Florida A&M 1; Fort Valley State 1;

Georgia Tech 4; Hawaii 1; Heidelberg 1; Houston 2; Humboldt State 1; Indiana 1; Iowa State 1; Iowa 1; Johnson C. Smith 1; Kansas 1; Kentucky 1; Lamar Tech 1; Long Beach State 2; Marquette 2; Maryland 3; Michigan State 4; Minnesota 1; Mississippi 2; Mississippi State 1; Mississippi Valley 1; Montana State 1; Naval Academy 1; Nebraska 1; New Mexico State 1; New Mexico 1;

North Carolina A&T 1; North Carolina State 1; North Texas State 1; Northern Arizona 1; Northwestern 2; Notre Dame 1; Ohio State 1; Oklahoma State 1; Oklahoma 5; Oregon State 2; Oregon 6; Pacific Univ. (Calif.) 2; Pacific Univ. (Ore.) 1; Penn State 1; Pennsylvania 1; Pittsburgh 1; Prairie View 1; Purdue 1; Redlands 1; Rice 5; San Jose State 1; South Carolina 1; Southern Illinois 1; SMU 8; Southern Mississippi 2; Southern University 2;

Southwestern Louisiana 1; Stanford 2; Syracuse 2; TCU 2; Tennessee 3; Texas 3; Texas A&M 2; Texas Tech 1; Texas Western 1; Trinity (Texas) 1; Tulsa 4; UCLA 2; University of Southern California 1; Utah State 3; Utah 2; Virginia 2; Wake Forest 1; Washington 5; West Virginia 1; Wyoming 1; Yale 1.

Cowboys All-Time Draft

1961

1. (a) Choice traded along with sixth choice to Washington for **Eddie LeBaron**, qb, College of Pacific, 5-7, 160; (b) Choice from Cleveland for first round pick in 1962: **Bob Lilly**, t, Texas Christian University, 6-5, 242; 2. **E. J. Holub**, lb, Texas Tech, 6-4, 218 (went to AFL); 3. **Stew Barber**, g, Penn State, 6-3, 230 (went to AFL); 4. **Sonny Davis**, e, Baylor, 6-2, 210; 5. Choice traded to San Francisco for **Gene Babb**, fb, Austin College, 6-3, 220; 6. Choice traded, along with first choice, to Washington for **LeBaron**; 7. **Art Gilmore**, hb, Oregon State, 6-0, 200; 8. **Don Talbert**, t, Texas, 6-5, 220; 9. **Glenn Gregory**, hb, SMU, 6-2, 195; 10. Choice traded to Green Bay for **Fred Cone**, fb-k, Clemson, 5-11, 198; 11. **Norris Stevenson**, hb, Missouri, 6-1, 205; 12. **Lowndes Shingler**, qb, Clemson, 6-1, 205; 13. **Don Goodman**, hb, Florida, 6-0, 200; 14. **Bill Shaw**, t, Georgia Tech, 6-3, 222, (went to AFL); 15. **Julius Varnado**, t, San Francisco State, 6-4, 220, (went to AFL); 16. **Jerry Steffen**, hb, Colorado, 6-0, 190; 17. **Everett Cloud**, hb, Maryland, 6-0, 190; 18. **Randy Williams**, hb, Indiana, 6-3, 208; 19. **Lynn Hoyem**, c, Long Beach State, 6-4, 225; 20. **Jerry Morgan**, qb, Iowa State, 6-3, 195.

1962

1. Choice traded to Cleveland for first round pick in 1961 when Cowboys picked **Bob Lilly**; 2. **Sonny Gibbs***, qb, TCU, 6-7, 225; 3. (a) Choice to Chicago for **Don Meredith**, qb, SMU, 6-3, 200; (b) Choice from Cleveland for **Duane Putnam**, g, College of Pacific, 6-0, 221; **Bobby Plummer**, g, TCU, 6-2, 235; 4. Choice to San Francisco for **Bill Herchman**, dt, Texas Tech, 6-1, 249; 5. Choice to Los Angeles for **Jimmy Harris**, db, Oklahoma, 6-1, 184; 6. (a) **Donnie Davis**, e, Southern University, 6-2, 235; (b) Choice and **Allen Green** from New York for **Fred Dugan**; **George Andrie**, e, Marquette, 6-7, 247; 7. Choice to Los Angeles for **John Houser**, g, Redlands U., 6-4, 245; 8. **Ken Tureaud**, b, Michigan, 6-1, 198; 9. Choice to Baltimore for **Don Perkins**, rb, New Mexico, 5-10, 200; 10. **John M. Longmeyer**, g, Southern Illinois, 6-3, 230; 11. **Larry Hudas**, e, Michigan State, 6-4, 208; 12. Choice to Green Bay for **Steve Meilinger**, e, Kentucky, 6-2, 230; 13. **Robert Moses**, e, Texas, 6-3, 211; 14. **Harold Hays***, g, Southern Mississippi, 6-3, 218; 15. **Guy Reese**, t, SMU, 6-5, 238; 16. **Robert Johnston**, t, Rice, 6-4, 215; 17. **Ray Jacobs**, t, Howard Payne, 6-3, 265 (went to AFL); 18. **Dave Cloutier***, b, Maine, 6-0, 195, (went to AFL); 19. **Paul Holmes**, t, Georgia, 6-5, 220; 20. **Amos Bullocks**, b, Southern Illinois, 6-1, 197.

1963

1. **Lee Roy Jordan**, lb, Alabama, 6-2, 210; 2. Choice traded, along with ninth choice, to Chicago for **Chuck Howley**, lb, West Virginia, 6-2, 225; 3. **Jim Price**, lb, Auburn, 6-3, 225; 4. **Whaley Hall***, g, Mississippi, 6-3, 230; 5. Choice traded to New York for **Dick Nolan**, db, Maryland, 6-1, 185; 6. Choice traded to Green Bay for **John Sutro**, 6-4, 245; 7. **Marv Clothier**, g, Kansas, 6-4, 220; 8. Choice traded to Green Bay for **Lee Folkens**, e, Washington, 6-5, 220; 9. Choice traded to Chicago; 10. **Rod Scheyer**, t, Washington, 6-2, 220; 11. **Ray Schoenke**, c, SMU, 6-3, 225; 12. **Bill Perkins**, b, Iowa, 6-2, 218; 13. **Paul Wicker***, t, Fresno State, 6-5, 248; 14. **Lou Cioci**, lb, Boston College, 6-2, 225; 15. **Jerry Overton**, b, Utah, 6-2, 192; 16. **Dennis Golden**, t, Holy Cross, 6-4, 235; 17. **Ernest Parks***, g, McMurry, 6-4, 230 (went to AFL); 18. **Bill Frank**, t, Colorado, 6-4, 250; 19. **Jim Stiger**, b, Washington, 5-11, 195; 20. **Tommy Lucas**, e, Texas, 6-3, 218.

1964

1. Choice traded to Pittsburgh for **Buddy Dial**, fl, Rice, 6-1, 195; 2. **Mel**

Renfro, b, Oregon, 6-0, 195; **3.** Choice traded to Los Angeles for **Bob Long and John Meyers**; **4.** **Perry Lee Dunn**, b, Mississippi, 6-2, 205; **5.** Choice traded to Green Bay for **Gary Barnes**, Clemson, 6-4, 210; **6.** (a) **Billy Lothridge**, qb, Georgia Tech, 6-1, 188; (b) Choice from Cleveland for **Andy Cvercko**; **Jim Curry**, e, Cincinnati, 6-4, 215; (c) Choice from Green Bay for **Jerry Norton**; **Jimmy Evans**, e, Texas Western, 6-1, 194; **7.** **Bob Hayes***, wr, Florida A & M, 5-11, 189; **8.** **Al Geverink**, b, UCLA, 6-2, 190; **9.** **Jake Kupp**, e, Washington, 6-3, 215; **10.** **Roger Staubach***, qb, Navy, 6-2, 190; **11.** **Bobby Crenshaw**, g, Baylor, 6-3, 230 (went to AFL); **12.** **Johnny Norman**, e, Northwestern Louisiana, 6-1, 185; **13.** **Jerry Rhome**, qb, Tulsa, 6-0, 185; **14.** **Jim Worden**, lb, Wittenberg, 6-1, 230; **15.** **Bill Van Burklee**, b, Tulsa, 5-11, 185; **16.** **Paul Cercel**, c, Pittsburgh, 6-2, 222; **17.** **Harry Abell**, e, Missouri, 6-3, 212 (went to AFL); **18.** No selection (player chosen not eligible); **19.** **H. D. Murphy**, b, Oregon, 6-0, 190; **20.** **John Hughes**, lb, SMU, 6-2, 220.

1965

1. **Craig Morton**, qb, California, 6-4, 215; **2.** **Malcolm Walker**, lb, Rice, 6-4, 245; **3.** Choice traded to Green Bay (who traded it to New York) for **John Roach**, qb, SMU, 6-3, 205; **4.** (a) **Jim Sidle**, b, Auburn, 6-2, 215; (b) Choice from Detroit for **Sonny Gibbs**; **Bob Svihus**, t, USC, 6-4, 240 (went to AFL); **5.** **Roger Pettee**, lb, Florida, 6-4, 230; **6.** **Sonny Utz**, rb, VPI, 5-11, 215; **7.** **Brig Owens**, b, Cincinnati, 5-11, 183; **8.** **Russell Wayt**, lb, Rice, 6-4, 235; **9.** **Jim Zanios**, fb, Texas Tech, 6-0, 215; **10.** **Gaylon McCollough**, c, Alabama, 6-3, 215; **11.** **Jethro Pugh**, t, Elizabeth City State, 6-6, 255; **12.** **Ernie Kellerman**, qb, Miami (Ohio), 6-0, 175; **13.** **Jack Schraub**, e, California, 6-6, 210; **14.** **Gary Porterfield**, e, Tulsa, 6-3, 235; **15.** **Gene Foster**, b, Arizona State, 6-0, 195 (went to AFL); **16.** **Doug McDougal**, e, Oregon State, 6-4, 228; **17.** **Mitch Johnson**, t, UCLA, 6-4, 245; **18.** **Martin Amsler**, t, Evansville, 6-5, 250; **19.** **Marv Rettenmund**, hb, Ball State, 5-10, 195 (did not play); **20.** **Ron Barlow***, t, Kansas State, 6-2, 230.

1966

1. **John Niland**, g, Iowa, 6-3, 245; **2.** **Willie Townes***, de, Tulsa, 6-5, 265; **3.** Choice to San Francisco for **Leon Donohue**, g, San Jose State, 6-4, 252; **4.** Choice to Baltimore for **Ralph Neely**, t, Oklahoma, 6-6, 252; **5.** (a) Choice to San Francisco for **J. D. Smith**, rb, North Carolina A & T, 6-1, 206; (b) Choice from Baltimore thru Detroit for **Amos Marsh**; **Walt Garrison**, rb, Oklahoma State, 6-0, 209; **6.** **Bob Dunlevy**, e, West Virginia, 6-4, 195; **7.** **Art Robinson**, e, Florida A & M, 6-0, 208; **8.** **Don Kunit**, rb, Penn State, 6-2, 200; **9.** **Darrell Elam**, fl, West Virginia Tech, 6-2, 189; **10.** **Mason Mitchell**, rb, Washington, 6-1, 170; **11.** **Austin Denney***, e, Tennessee, 6-2, 225; **12.** (a) Choice from Pittsburgh for **Lee Folkins**; **Les Shy**, rb, Long Beach State, 6-1, 200; (b) **Craig Baynham***, rb, Georgia Tech, 6-1, 200; **13.** **Ronnie Lamb**, b, South Carolina, 6-2, 216; **14.** **Lewis Turner**, rb, Norfolk State, 6-2, 183; **15.** **Mark Gartung***, dt, Oregon State, 6-4, 255; **16.** **Tom Piggee**, rb, San Francisco State, 5-11, 200; **17.** **George Allen**, t, West Texas State, 6-7, 245 (went to AFL); **18.** **Steve Orr**, dt, Washington, 6-4, 230; **19.** **Byron Johnson**, e, Central Washington State, 6-5, 255; **20.** **Lou Hudson**, fl, Minnesota, 6-5, 220 (pro basketball).

1967

1. Choice given along with second and two fifths, to Houston for **Ralph Neely**, t, Oklahoma, 6-6, 265; **2.** **(Neely)**; **3.** **Phil Clark**, db, Northwestern, 6-2, 207; **4.** **Curtis Marker**, g, Northern Michigan, 6-2, 253; **5.** (a) Choice and **Jim Steffen** from Washington for **Brig Owens**, **Mitch Johnson** & **Jake Kupp**; **(Neely)**; (b) Choice from Cleveland for **Joe Bob Isbell**; **(Neely)**; (c) Choice to Green Bay for **Henry Gremminger**; **6.** **Sims Stokes**, e, Northern Arizona, 6-1, 198; **7.** **Rayfield Wright**, t, Ft. Valley State, 6-7, 235; **8.** **Steve**

Laub, qb, Illinois Wesleyan, 6-1, 190; **9. Byron Morgan**, db, Findlay (Ohio), 6-3, 212; **10. Eugene Bowen**, rb, Tennessee A&I, 5-8, 210; **11. Pat Riley**, e, Kentucky, 205 (pro basketball); **12. Harold Deters**, k, North Carolina State, 6-0, 200; **13. Al Kerkian**, de, Akron, 6-6, 235; **14. Tom Boyd**, g, Tarleton State, 6-3, 250; **15. Leavie Davis**, db, Edward Waters College (Florida), 6-4, 210; **16. Paul Brothers**, hb, Oregon State, 6-1, 195 (went to Canada); **17. George Adams**, lb, Morehead State (Kentucky), 6-2, 218.

1968

1. Dennis Homan, fl, Alabama, 6-1, 181; **2. David McDaniels**, e, Mississippi Valley, 6-4, 200; **3.** (a) Choice to Minnesota for **Lance Rentzel**, Oklahoma; (b) Choice from Chicago for **Austin Denney** and **Mac Percival**: **Ed Harmon**, lb, Louisville, 6-4, 246; **4.** (a) Choice to New Orleans for **Larry Stephens**, Texas; (b) Choice from New York for **Jim Colvin**, Houston: **John Douglas**, lb, Missouri, 6-2, 215; **5. Blaine Nye**, g, Stanford, 6-4, 255; **6. D. D. Lewis**, lb, Mississippi State, 6-1, 210; **7. Bob Taucher**, t, Nebraska, 6-4, 251; **8. Frank Brown**, de, Albany (Ga.) State, 6-3, 249; **9. Ken Kmiec**, db, Illinois, 6-2, 187; **10. Ben Olison**, fl, Kansas, 6-1, 170; **11. Ron Shotts**, rb, Oklahoma, 6-0, 206 (did not play); **12. Wilson Whitty**, lb, Boston University, 6-3, 224; **13. Carter Lord**, te, Harvard, 6-2, 214; **14. Ron Williams**, db, West Virginia, 6-2, 190 (pro basketball); **15. Tommy Luncford**, p, Auburn, 6-2, 202; **16. Larry Cole**, de, Hawaii, 6-5, 250; **17. George Nordgren**, rb, Houston, 6-0, 200.

1969

1. Calvin Hill, rb, Yale, 6-3, 230; **2. Richmond Flowers**, wr, Tennessee, 6-0, 183; **3.** (a) **Tom Stincic**, lb, Michigan, 6-2, 226; (b) Choice from San Francisco for **Harold Hays**: **Halvor Hagen**, de, Weber State, 6-5, 250; **4.** Choice to New Orleans for **Dave Simmons**; **5.** (a) Choice to Baltimore for **Andy Strychula**; (b) Choice from Los Angeles for **Coy Bacon**: **Chuck Kyle**, lb, Purdue, 6-1, 220; **6. Rich Shaw**, fl, Arizona State, 6-4, 205; **7. Larry Bales**, wr, Emory & Henry, 5-11, 185; **8. Elmer Benhardt**, lb, Missouri, 6-2, 200; **9. Claxton Welch**, rb, Oregon, 5-11, 200; **10. Stuart Gottlieb**, g, Weber State, 6-5, 250; **11. Clarence Williams**, dt, Prairie View A & M, 6-5, 250; **12. Bob Belden**, qb, Notre Dame, 6-2, 210; **13. Rene Matison**, wr, New Mexico, 6-0, 185; **14. Gerald Lutri**, t, Northern Michigan, 6-4, 256; **15. Bill Justus**, db, Tennessee, 6-1, 180 (did not play); **16. Floyd Kerr**, db, Colorado State, 6-3, 195 (pro basketball); **17. Bill Bailey**, dt, Lewis & Clark, 6-4, 260.

1970

1. Duane Thomas, rb, West Texas, 6-1, 220; **2.** (a) Choice from Chicago for **Craig Baynham** and **Phil Clark**: **Bob Asher**, t, Vanderbilt, 6-5, 250; (b) **Margene Adkins**, wr, Henderson J. C., 5-10, 183; **3.** (a) Choice from Houston through Cleveland for **Jerry Rhome**: **Charlie Waters**, cb, Clemson, 6-1, 193; (b) Choice from Cleveland for **Jerry Rhome**: **Steve Kiner**, lb, Tennessee, 6-1, 220; (c) **Denton Fox**, s, Texas Tech, 6-2, 205; **4. John Fitzgerald**, t, Boston College, 6-4, 265; **5.** Choice to St. Louis for **Bobby Joe Conrad**; **6. Pat Toomay**, de, Vanderbilt, 6-4½, 230; **7. Don Abbey**, lb, Penn State, 6-2, 252 (did not pass physical); **8. Jerry Dossey**, g, Arkansas, 6-4, 244; **9. Zenon Andrusyshyn**, k, UCLA, 6-2, 212; **10. Pete Athas**, s, Dade J. C., 6-0, 186; **11. Ivan Southerland**, dt, Clemson, 6-4, 246; **12. Joe Williams**, rb, Wyoming, 6-0½, 193; **13. Mark Washington**, cb, Morgan State, 5-11, 183; **14. Julian Martin**, wr, North Carolina Central, 6-2½, 190; **15. Ken DeLong**, te, Tennessee, 6-1½, 223; **16. Seabern Hill**, cb, Arizona State, 6-2, 195; **17. Glenn Patterson**, c, Nebraska, 6-3, 220.

*Drafted as future.

Dallas Cowboys 1970 Veteran Roster

NO.	NAME	POS.	HT.	WT.	AGE	YR.	NFL	COLLEGE
66	Andrie, George	DE	6-6	250	30	9		Marquette
31	Brown, Otto	S-CB	6-1	188	23	2		Prairie View A&M
83	Clark, Mike	K	6-1	205	29	8		Texas A&M
63	Cole, Larry	DE	6-4	255	24	3		Hawaii
89	Ditka, Mike	TE	6-3	225	30	10		Pittsburgh
77	East, Ron	DT	6-4	242	26	4		Montana State
52	Edwards, Dave	LB	6-1	225	30	8		Auburn
45	Flowers, Richmond	S	6-0	180	23	2		Tennessee
27	Gaechter, Mike	DB	6-0	190	30	9		Oregon
32	Garrison, Walt	RB	6-0	205	26	5		Oklahoma State
34	Green, Cornell	DB	6-3	208	30	9		Utah State
64	Hagen, Halvor	G	6-5	253	23	2		Weber State
22	Hayes, Bob	WR	5-11	185	27	6		Florida A&M
35	Hill, Calvin	RB	6-4	227	23	2		Yale
24	Homan, Dennis	WR	6-1	181	24	3		Alabama
54	Howley, Chuck	LB	6-2	225	34	12		West Virginia
55	Jordan, Lee Roy	LB	6-1	221	29	8		Alabama
50	Lewis, D. D.	LB	6-1	225	24	2		Mississippi State
74	Lilly, Bob	DT	6-5	260	31	10		T.C.U.
72	Liscio, Tony	T	6-5	255	30	7		Tulsa
51	Manders, Dave	C	6-2	250	29	6		Michigan State
14	Morton, Craig	QB	6-4	214	27	6		California
73	Neely, Ralph	G	6-6	265	26	6		Oklahoma
76	Niland, John	G	6-3	245	26	5		Iowa
84	Norman, Pettis	TE	6-3	220	31	9		J. C. Smith
61	Nye, Blaine	G	6-4	251	24	3		Stanford
75	Pugh, Jethro	DT	6-6	260	26	6		Eliz. City State
30	Reeves, Dan	RB	6-1	200	26	6		South Carolina
20	Renfro, Mel	DB	6-0	190	28	7		Oregon
19	Rentzel, Lance	WR	6-2	202	26	6		Oklahoma
25	Shy, Les	RB	6-1	200	26	5		Long Beach St.
12	Staubach, Roger	QB	6-3	197	28	2		Navy
56	Stincic, Tom	LB	6-4	230	24	2		Michigan
71	Townes, Willie	DE	6-4	265	27	4		Tulsa
57	Walker, Malcolm	C	6-4	249	27	5		Rice
42	Welch, Claxton	RB	5-11	203	23	2		Oregon
21	Whitsell, Dave	S	6-0	185	34	13		Indiana
53	Whittingham, Fred	LB	6-2	240	30	6		California Poly
10	Widby, Ron	P	6-4	210	24	3		Tennessee
70	Wright, Rayfield	T	6-6	255	24	4		Fort Valley State

Dallas Cowboys 1970 Rookie Roster

NAME	POS.	HT.	WT.	AGE	HOW ACQ'D.	COLLEGE
Adkins, Margene	WR	5-10	183	23	D2-(70)	Henderson J. C.
Andrusyshyn, Zenon	K-P	6-2	212	23	D9-(70)	U.C.L.A.
Asher, Bob	T	6-5	250	22	D2-(70)	Vanderbilt
Athas, Pete	CB	6-0	186	24	D10-(70)	Dade J. C.
Babcock, Ernie	DT	6-5	230	22	FA	Dartmouth
Bailey, Ken	TE	6-4	213	23	FA	Houston
Barker, Charles	RB	6-1	220	22	FA	Morris Brown
Belden, Bob	QB	6-2	205	23	D12-(69)	Notre Dame
Bennett, Henry	DT	6-2	218	22	FA	Arkansas State
Blackburn, Chuck	LB	6-2	225	24	FA	Kentucky
Blackwell, Ken	G	6-4	230	22	FA	Xavier
Broadhead, Tom	RB	6-0	210	24	D12-(69)	U.C. Santa Barb.
Brown, Robert	WR	5-9	165	23	FA	Arkansas AM&N
Brown, Steve	DB	6-5	205	22	FA	Idaho
Carroll, Charley	DB	6-0	180	23	FA	Norfolk State
Cherry, Daryle	DB	6-0	205	22	FA	N. Carolina A&T
Cornman, Bill	WR	5-10	189	22	FA	U. of Pacific
DeLong, Ken	TE	6-1	223	23	D17-(70)	Tennessee
Dossey, Jerry	G	6-3	245	22	FA	Arkansas
Douglas, John	LB	6-2	212	25	D4-(68)	Missouri
Dunn, James	CB	5-11	185	22	FA	Kentucky State
Edmonds, Ken	K	6-2	235	24	FA	Norfolk State
Edwards, Mike	C	6-3	235	22	FA	Iowa
Evans, Dale	C	6-0	225	22	FA	Kansas
Faucette, Dick	QB	6-1	200	24	FA	Dayton
Fitzgerald, John	T	6-4	265	22	D4-(70)	Boston College
Flood, Sean	RB	6-2	207	21	FA	St. Thomas
Fox, Denton	CB	6-2	205	23	D3-(70)	Texas Tech
Guillory, Jeff	RB	6-0	200	22	FA	Idaho
Harris, Cliff	S	6-1	180	21	FA	Ouchita Univ.
Hawkins, Walter	DB	6-4	207	23	FA	Utah
Heard, Aaron	WR	6-1	212	23	FA	Southern Univ.
Hill, Seabern	CB	6-2	195	22	D18-(70)	Arizona State
Holton, Larry	WR-S	5-11	185	23	FA	Iowa State
Howard, Isaac	S-CB	6-2	197	23	FA	Colorado
Jarmon, Larry	T	6-8	280	23	FA	Los Angeles State
Jenkins, Tony	K	6-0	190	23	FA	W. Texas State
Johnson, Ken	TE	6-5	230	22	FA	Indiana
Johnson, Rick	T	6-3	260	25	FA	Pacific Lutheran
Kemp, Bruce	RB	6-2	205	23	FA	Georgia
Kiner, Steve	LB	6-1	220	23	D3-(70)	Tennessee
Long, Roger	RB	6-0	205	22	FA	Jacksonville State
McLean, Bob	TE	6-8	235	23	FA	N. Carolina State
Martin, Julian	WR	6-2	190	22	D14-(70)	N. Carolina Cen.
Massey, Tom	S-CB	6-2	185	23	FA	Stanford
Montsinger, Buzz	DE	6-3	220	22	FA	Richmond
Mooers, Douglas	DE	6-6	265	23	FA	Whittier College
Mwikuta, Howard	K	5-8	164	26	FA	Morris Brown
Olander, Byron	WR	5-11	186	24	FA	San Diego State
Patterson, Glenn	C	6-3	220	23	D17-(70)	Nebraska
Petracek, Dennis	DT	6-2	250	23	FA	California Poly
Pompa, Mike	DE	6-3	215	23	FA	San Diego State
Rodgers, Tom	K	6-2	240	22	FA	Baldwin-Wallace
Rowe, Terry	G	6-4	255	23	FA	Cincinnati
Rucker, Reggie	WR	6-2	190	23	FA	Boston
Sample, Mark	K	6-0	205	23	FA	Southern Univ.
Shaw, Rick	TE	6-4	205	23	D6-(69)	Arizona State
Smith, Neal	S	6-1	193	23	FA	Vanderbilt
Southerland, Ivan	DT	6-4	246	21	D11-(70)	Clemson
Stith, Calvin	T	6-5	242	23	FA	Winston-Salem
Thomas, Duane	RB	6-1	220	23	D1-(70)	West Texas State
Toomay, Pat	DE	6-4	230	22	D6-(70)	Vanderbilt
Van Leeuwen, Bill	G	6-2	210	22	FA	San Diego State
Warner, Donny	K	6-2	210	22	FA	Indiana Univ.
Washington, Mark	CB	5-11	183	23	D13-(70)	Morgan State
Waters, Charlie	CB	6-1	193	22	D3-(70)	Clemson
Williams, Clarence	DT	6-5	253	24	D11-(69)	Prairie View A&M
Williams, Howard	RB	6-0	208	21	FA	Stanford
Williams, Joe	RB	6-0	193	23	D12-(70)	Wyoming

Cowboys on the Road

(Team and Publicist's Itinerary)

(Subject to Slight Changes)

- SAN DIEGO** (Saturday, August 8th, 8:00 P.M. PDT) Arrive via Air California charter from Burbank day of game. Stay at Stardust Motel (phone: (714) 298-0511).
Publicist—Arrives Tuesday at the Stardust.
- LOS ANGELES** (Saturday, August 15th, 8:05 P.M. PDT) Arrive at Coliseum via bus from Thousand Oaks. Departing Sunday morning, August 16th, via American charter for Dallas. (This game concludes training camp at Thousand Oaks. Remainder will be at Holiday Inn Central in Dallas.)
Publicist—Available upon request, but will work out of Thousand Oaks.
- HOUSTON** (Saturday, August 29th, 8:30 P.M. CDT) Arrive via Braniff charter day of game. Stay at Marriott (phone: (713) 747-6200).
Publicist—Arrives Tuesday at the Marriott.
- PHILADELPHIA** (Sunday, September 20th, 1:00 P.M. EDT) Arrive via Braniff charter Saturday, stay at the Marriott (phone: (215) 667-0200).
Publicist—Arrives Tuesday at the Marriott.
- ST. LOUIS** (Sunday, October 4th, 1:00 P.M. CDT) Arrive via Braniff charter Saturday, stay at the Bel Air East (phone: (314) 621-7900).
Publicist—Arrives Tuesday at Bel Air East.
- MINNESOTA** (Sunday, October 18th, 3:00 P.M. CDT) Arrive via Braniff charter Saturday, stay at the Leamington (phone: (612) 333-6161).
Publicist—Arrives Tuesday at the Leamington.
- KANSAS CITY** (Sunday, October 25th, 3:00 P.M. CST) Arrive via Braniff charter Saturday, stay at the Hilton Inn (phone: (816) 421-1800).
Publicist—Arrives Tuesday at the Hilton Inn.
- NEW YORK** (Sunday, November 8th, 1:00 P.M. EST) Arrive via Braniff charter Saturday, stay at the Summit (phone: (212) 752-7000).
Publicist—Arrives Tuesday at the Summit.
- WASHINGTON** (Sunday, November 22nd, 1:00 P.M. EST) Arrive via Braniff charter Saturday, stay at the Marriott Key Bridge (phone: (703) 524-6400).
Publicist—Arrives Tuesday at the Marriott.
- CLEVELAND** (Saturday, December 12th, 1:00 EST) Arrive via Braniff charter Friday, stay at the Sheraton (phone: (216) 861-8000).
Publicist—Arrives Tuesday at the Sheraton.

PHILADELPHIA EAGLES

Sept. 20 at Philadelphia
Nov. 1 at Dallas

30th & Market Streets

Philadelphia, Pennsylvania 19104

President — Leonard Tose

Publicity — Jim Gallagher

Office Phone — 382-5000 (215)

Home Phone — 279-7989 (215)

Colors — Kelly Green and White

Franklin Field 60,658 Cap.



WILLIAMS

SNEAD

1969 Record — Won 4, Lost 9, Tied 1; All-Time Record — Won 188, Lost 245, Tied 18.

Coaching Staff — Jerry Williams (second season), Dick Stanfel, Charlie Gauer, Irv Cross, Joe Moss, Jimmy Carr and Jack Zilly.

— SERIES HISTORY —

(Philadelphia leads series 10-9)

Year	Site	Winner-Score	Att.	Year	Site	Winner-Score	Att.
1960	Dallas	Phil., 27-25	18,500	1965	Dallas	Phil., 35-24	56,249
1961	Dallas	Phil., 43-7	25,000	1965	Phil.	Dallas, 21-19	54,714
1961	Phil.	Phil., 35-13	60,127	1966	Dallas	Dallas, 56-7	69,372
1962	Dallas	Dallas, 41-19	18,645	1966	Phil.	Phil., 24-23	60,658
1962	Phil.	Phil., 28-14	58,070	1967	Phil.	Phil., 21-14	60,740
1963	Phil.	Phil., 24-21	60,671	1967	Dallas	Dallas, 38-17	55,834
1963	Dallas	Dallas, 27-20	23,694	1968	Phil.	Dallas, 45-13	60,858
1964	Dallas	Phil., 17-14	55,972	1968	Dallas	Dallas, 34-14	72,083
1964	Phil.	Phil., 24-14	60,671	1969	Phil.	Dallas, 38-7	60,658
				1969	Dallas	Dallas, 49-14	71,509

1969 Results

(4-9-1)		
20	*Cleveland	27
41	*Pittsburgh	27
7	*Dallas	38
20	Baltimore	24
14	Dallas	49
13	*N. Orleans	10
23	New York	20
28	Washington	28
17	*Los Angeles	23
34	St. Louis	30
17	New Orleans	26
29	*Washington	34
3	*Atlanta	27
13	San Francisco	14
279	TOTALS	377

1970 Schedule

Sept. 20—Dallas
Sept. 27—@ Chicago
Oct. 4—Wash.
Oct. 11—@ Giants
Oct. 18—St. Louis
Oct. 25—@ G.B.(M)
Nov. 1—@ Dallas
Nov. 8—Miami
Nov. 15—Atlanta
Nov. 23—Giants
Nov. 29—@ St. L.
Dec. 6—@ Balt.
Dec. 13—@ Wash.
Dec. 20—Pittsburgh

1969 TEAM LEADERS

RUSHING

	No.	Yds.	Avg.	TD
Tom Woodeshick	186	831	4.5	4
Leroy Keyes	121	361	3.0	3
Cyril Pinder	60	309	5.2	1

PASSING

	Att.	Comp.	Yds.	TD	Int.
Norm Snead	379	190	2768	19	23
Geo. Mira	76	25	240	1	5

RECEIVING

	No.	Yds.	TD
Harold Jackson	65	1116	9
Ben Hawkins	43	761	8
Gary Ballman	31	492	2
Leroy Keyes	29	276	0
Tom Woodeshick	22	177	0

NEW YORK GIANTS

Sept. 27 at Dallas

Nov. 8 at New York

Coliseum Tower

10 Columbus Circle

New York, New York 10019

President — Wellington Mara

Publicity — Don Smith

Office Phone — 582-7272 (212)

Home Phone — 886-2720 (212)

Colors — Red, White & Blue

Yankee Stadium 64,892 Cap.



WEBSTER



TARKENTON

1969 Record — Won 6, Lost 8, Tied 0; All-Time Record — Won 312, Lost 207, Tied 29.

Coaching Staff — Alex Webster (second season), Rosey Brown, Norb Hecker, Jim Katcavage, Ken Kavanaugh, Emlen Tunnell and Joe Walton.

— SERIES HISTORY —
(Dallas leads series 9-6-2)

Year	Site	Winner-Score	Att.	Year	Site	Winner-Score	Att.
1960	New York	Tie, 31-31	55,033	1965	Dallas	Dallas, 31-2	59,366
1961	Dallas	New York, 31-10	41,500	1965	New York	Dallas, 38-20	62,871
1961	New York	Dallas, 17-16	60,254	1966	Dallas	Dallas, 52-7	60,010
1962	Dallas	New York, 41-10	45,668	1966	New York	Dallas, 17-7	62,735
1962	New York	New York, 41-31	62,694	1967	Dallas	Dallas, 38-24	66,209
1963	New York	New York, 37-21	62,889	1968	Dallas	New York, 27-21	72,163
1963	Dallas	New York, 34-27	29,635	1968	New York	Dallas, 28-10	62,617
1964	Dallas	Tie, 13-13	33,225	1969	Dallas	Dallas, 25-3	58,964
1964	New York	Dallas, 31-21	63,031				

1969 Results
(6-8-0)

24	*Minnesota	23
0	Detroit	24
28	*Chicago	24
10	*Pittsburgh	7
14	Washington	20
3	Dallas	25
20	*Philadelphia	23
17	St. Louis	42
24	*N. Orleans	25
17	Cleveland	28
10	G. Bay (M)	20
49	*St. Louis	6
21	Pittsburgh	17
27	*Cleveland	14
264	TOTALS	298

1970 Schedule

Sept. 19—Chicago
Sept. 27—@ Dallas
Oct. 4—@ N. O.
Oct. 11—Phila.
Oct. 18—@ Boston
Oct. 25—St. Louis
Nov. 1—@ N.Y. Jets
Nov. 8—Dallas
Nov. 15—Wash.
Nov. 23—@ Phila.
Nov. 29—@ Wash.
Dec. 6—Buffalo
Dec. 13—@ S. L.
Dec. 20—L. Angeles

1969 TEAM LEADERS

RUSHING

	No.	Yds.	Avg.	TD
Junior Coffey	131	511	3.9	2
Joe Morrison	107	387	3.6	4
Ernie Koy	76	300	3.9	2
Fran Tarkenton	37	172	4.6	0

PASSING

	Att.	Comp.	Yds.	TD	Int.
F. Tarkenton	409	220	2918	23	8
Gary Wood	16	10	106	1	0

RECEIVING

	No.	Yds.	TD
Joe Morrison	44	647	7
Homer Jones	42	744	1
Don Hermann	33	423	5
Freeman White	29	315	1
Aaron Thomas	22	348	3

COWBOYS OPPONENTS

ST. LOUIS CARDINALS

Oct. 4 at St. Louis

Nov. 16 at Dallas

200 Stadium Plaza

St. Louis, Missouri 63102

President — Charles W. Bidwill, Jr.

Publicity — Joe Pollack

Office Phone — 421-0777 (314)

Home Phone — 535-3321 (314)

Colors — Cardinal Red and White

Busch Stadium 49,818 Cap.



WINNER



J. SMITH

1969 Record — Won 4, Lost 9, Tied 1; All-Time Record — Won 227, Lost 309, Tied 32.

Coaching Staff — Charley Winner (fifth season), Leeman Bennett, Ken Blue, Chuck Drulis, Bob Miller, Ken Shipp and Dick Voris.

— SERIES HISTORY —

(St. Louis leads series 8-7-1)

Year	Site	Winner-Score	Att.	Year	Site	Winner-Score	Att.
1960	St. Louis	St. Louis, 12-10	23,128	1964	St. Louis	Dallas, 31-13	28,253
1961	Dallas	St. Louis, 31-17	20,500	1965	St. Louis	St. Louis, 20-13	32,034
1961	St. Louis	St. Louis, 31-13	15,384	1965	Dallas	Dallas, 27-13	38,499
1962	Dallas	St. Louis, 28-24	16,027	1966	St. Louis	Tie, 10-10	50,673
1962	St. Louis	St. Louis, 52-20	14,201	1966	Dallas	Dallas, 31-17	76,965
1963	Dallas	St. Louis, 34-7	36,432	1967	Dallas	Dallas, 46-21	68,787
1963	St. Louis	Dallas, 28-24	12,695	1968	St. Louis	Dallas, 27-10	48,296
1964	Dallas	St. Louis, 16-6	36,605	1969	Dallas	Dallas, 24-3	62,134

1969 Results

(4-9-1)		
3	Dallas	24
20	*Chicago	17
27	Pittsburgh	14
17	Washington	33
10	*Minnesota	27
21	Cleveland	21
42	*N. Orleans	51
42	*New York	17
0	Detroit	20
30	*Phila.	34
47	*Pittsburgh	10
6	New York	49
21	*Cleveland	27
28	Green Bay	45
314	TOTALS	389

1970 Schedule

Sept. 18—@ L. A.
Sept. 27—Wash.
Oct. 4—Dallas
Oct. 11—N. Orleans
Oct. 18—@ Phila.
Oct. 25—@ Giants
Nov. 1—Houston
Nov. 8—Boston
Nov. 16—@ Dallas
Nov. 22—@ K. C.
Nov. 29—Phila.
Dec. 6—@ Detroit
Dec. 13—Giants
Dec. 20—@ Wash.

1969 TEAM LEADERS

RUSHING

	No.	Yds.	Avg.	TD
Cid Edwards	107	504	4.7	3
John Roland	138	498	3.6	5
Willis Crenshaw	55	172	3.1	3
Roy Shivers	27	115	4.3	2

PASSING

	Att.	Comp.	Yds.	TD	Int.
C. Johnson	260	131	1847	13	13
Jim Hart	169	84	1086	6	12

RECEIVING

	No.	Yds.	TD
Dave Williams	56	702	7
John Gilliam	52	997	9
Jackie Smith	43	561	1
Cid Edwards	23	309	0

ATLANTA FALCONS

Oct. 11 at Dallas

521 Capitol Avenue, S.W.

Atlanta, Georgia 30312

President — Rankin Smith

Publicity — Jan Van Duser

Office Phone — 688-8684 (404)

Home Phone — 451-9486 (404)

Colors — Red & Black,
Gold & White

Atlanta Stadium 58,850 Cap.



VAN BROCKLIN



NOBIS

1969 Record — Won 6, Lost 8, Tied 0; All-Time Record — Won 12, Lost 43, Tied 1.

Coaching Staff — Norm Van Brocklin (second season), Fred Bruney, Marion Campbell, Harry Gilmer, Bob Griffin, Duane Putnam and Walt Yowarsky.

— SERIES HISTORY —

(Dallas leads series 3-0)

Year	Site	Winner-Score	Att.	Year	Site	Winner-Score	Att.
1966	Atlanta	Dallas, 47-14	56,990	1969	Atlanta	Dallas, 24-17	54,833
1967	Dallas	Dallas, 37-7	54,751				

1969 Results

1970 Schedule

(6-8-0)		Sept. 20—@ N. O.
24	°S. F. 12	Sept. 27—@ G. B.
7	Los Angeles 17	Oct. 4—S. F.
14	°Baltimore 21	Oct. 11—@ Dallas
17	°Dallas 24	Oct. 18—@ Denver
21	S. Francisco 7	Oct. 25—N. O.
10	Green Bay 28	Nov. 1—Chicago
6	°L. A. 38	Nov. 8—@ L. A.
21	Detroit 27	Nov. 15—@ Phila.
48	°Chicago 31	Nov. 22—L. A.
20	Washington 27	Nov. 30—Miami
6	Baltimore 13	Dec. 6—@ S. F.
45	°N. Orleans 17	Dec. 13—Pitt.
27	Philadelphia 3	Dec. 20—Minn.
10	°Minnesota 3	
276	TOTALS 268	

1969 TEAM LEADERS

RUSHING

	No.	Yds.	Avg.	TD
Jim Butler	163	655	4.0	3
Harmon Wages	72	375	5.2	2
Paul Gipson	62	303	4.9	1
Charlie Bryant	50	246	4.9	0

PASSING

	Att.	Comp.	Yds.	TD	Int.
Bob Berry	124	71	1087	10	2
R. Johnson	93	51	788	8	5
Lemmerman	62	25	330	1	4

RECEIVING

	No.	Yds.	TD
Paul Flatley	45	834	6
Gail Cogdill	24	374	5
Jim Mitchell	22	339	4
Harmon Wages	22	228	1

MINNESOTA VIKINGS

Oct. 18 at Minneapolis

7809 Southtown Center
Bloomington, Minnesota 55431

President — Max Winter

Publicity — Bill McGrane

Office Phone — 866-3601 (612)

Home Phone — 935-5092 (612)

Colors—Purple, White and Gold

Metropolitan Stadium 47,900 Cap.



GRANT



KAPP

1969 Record — Won 12, Lost 2, Tied 0; All-Time Record — Won 52, Lost 67, Tied 7.

Coaching Staff — Bud Grant (fourth season), Neill Armstrong, Jerry Burns, Bob Hollway, Bus Mertes, John Michels, Jack Patera.

— SERIES HISTORY —

(Dallas leads series 4-0)

Year	Site	Winner-Score	Att.	Year	Site	Winner-Score	Att.
1961	Dallas	Dallas, 21-7	20,500	1966	Dallas	Dallas, 28-17	64,116
1961	Minnesota	Dallas, 28-0	33,070	1968	Minnesota	Dallas, 20-7	47,644

1969 Results

	(12-2-0)	
23	New York	24
52	*Baltimore	14
19	*Green Bay	7
31	Chicago	0
27	St. Louis	10
24	*Detroit	10
31	*Chicago	14
51	*Cleveland	3
9	G. B. (M)	7
52	*Pittsburgh	14
27	Detroit	0
20	Los Angeles	13
10	*S. F.	7
3	Atlanta	10
379	TOTALS	133

1970 Schedule

Sept. 20	—K. C.
Sept. 27	—N. O.
Oct. 4	—@ G. B. (M)
Oct. 11	—@ Chicago
Oct. 18	—Dallas
Oct. 26	—L. A.
Nov. 1	—@ Detroit
Nov. 8	—@ Wash.
Nov. 15	—Detroit
Nov. 22	—G. B.
Nov. 29	—@ Jets
Dec. 5	—Chicago
Dec. 13	—@ Boston
Dec. 20	—@ Atlanta

1969 TEAM LEADERS

RUSHING

	No.	Yds.	Avg.	TD
Dave Osborn	186	643	3.5	7
Bill Brown	126	430	3.4	3
Oscar Reed	83	393	4.7	1
Clinton Jones	54	241	4.5	3

PASSING

	Att.	Comp.	Yds.	TD	Int.
Joe Kapp	237	120	1726	19	13
Gary Cuzzo	98	49	693	4	5

RECEIVING

	No.	Yds.	TD
Gene Washington	39	821	9
John Henderson	34	553	5
John Beasley	33	361	4
Dave Osborn	22	236	1

KANSAS CITY CHIEFS

Oct. 25 at Kansas City

5605 East 63rd Trafficway
Kansas City, Missouri 64130

President — Lamar Hunt

Publicity — Bill Hamilton

Office Phone — 924-9300 (816)

Home Phone — 444-0177 (816)

Colors — Red and Gold

Municipal Stadium 49,002 Cap.



STRAM



DAWSON

1969 Record — Won 11, Lost 3, Tied 0; All-Time Record — Won 88, Lost 47, Tied 5.

Coaching Staff — Hank Stram (eleventh season), John Beake, Tom Bettis, Pete Brewster, Tom Pratt, and Bill Walsh.

1969 Results

(11-3-0)

27	San Diego	9
31	Boston	0
19	Cincinnati	24
26	Denver	13
24	Houston	0
17	Miami	10
42	Cincinnati	22
29	Buffalo	7
27	San Diego	3
34	New York	16
24	Oakland	27
31	Denver	17
22	Buffalo	19
6	Oakland	10
359	TOTALS	177

1970 Schedule

Sept. 20—@ Minn.
Sept. 28—@ Balt.
Oct. 4—@ Denver
Oct. 11—Boston
Oct. 18—@ Cinn.
Oct. 25—Dallas
Nov. 1—Oakland
Nov. 8—Houston
Nov. 15—@ Pitt.
Nov. 22—St. Louis
Nov. 29—San Diego
Dec. 6—Denver
Dec. 12—@ Oak.
Dec. 20—@ S. D.

1969 TEAM LEADERS

RUSHING

	No.	Yds.	Avg.	TD
Mike Garrett	168	732	4.4	6
Robert Holmes	150	612	4.1	2
Warren McVea	106	500	4.7	7
Wendell Hayes	62	208	3.4	4

PASSING

	Att.	Comp.	Yds.	TD	Int.
Livingston	161	84	1123	4	6
L. Dawson	166	98	1323	9	13

RECEIVING

	No.	Yds.	TD
Mike Garrett	43	432	2
Otis Taylor	41	696	7
Frank Pitts	31	470	2
Robert Holmes	26	266	3
Gloster Richardson	23	381	2

WASHINGTON REDSKINS

Nov. 22 at Washington

Dec. 6 at Dallas

Connecticut Ave. at "L" St. N.W.

Washington, D. C. 20036

President — Edward B. Williams

Publicity — Joe Blair

Office Phone — 296-1456 (202)

Home Phone — 587-2220 (301)

Colors — Burgundy and Gold

Robert F. Kennedy Memorial

Stadium 50,366 Cap.



LOMBARDI



JURGENSEN

1969 Record — Won 7, Lost 5, Tied 2; All-Time Record — Won 181, Lost 197, Tied 20.

Coaching Staff — Vince Lombardi (second season), Bill Austin, Lew Carpenter, George Dickson, Don Doll, Mike McCormack and Harland Svare.

— SERIES HISTORY —

(Dallas leads series 10-7-2)

Year	Site	Winner-Score	Att.	Year	Site	Winner-Score	Att.
1960	Wash.	Wash., 26-14	21,142	1965	Wash.	Wash., 34-31	50,205
1961	Dallas	Tie, 28-28	17,500	1966	Wash.	Dallas, 31-30	50,927
1961	Wash.	Wash., 34-24	21,451	1966	Dallas	Wash., 34-31	64,198
1962	Dallas	Tie, 35-35	15,730	1967	Wash.	Dallas, 17-14	50,566
1962	Wash.	Dallas, 38-10	49,888	1967	Dallas	Wash., 27-20	75,538
1963	Wash.	Wash., 21-17	40,101	1968	Wash.	Dallas, 44-24	50,816
1963	Dallas	Dallas, 35-20	18,838	1968	Dallas	Dallas, 29-20	66,076
1964	Dallas	Dallas, 24-18	25,158	1969	Wash.	Dallas, 41-28	50,474
1964	Wash.	Wash., 28-16	49,219	1969	Dallas	Dallas, 20-10	56,924
1965	Dallas	Dallas, 27-7	61,577				

1969 Results

(7-5-2)

26	New Orleans	20
23	Cleveland	27
17	S. Francisco	17
33	*St. Louis	17
20	*New York	14
14	Pittsburgh	7
17	Baltimore	41
28	*Phila.	28
28	*Dallas	41
27	*Atlanta	20
13	*L. A.	24
34	Philadelphia	29
17	*N. Orleans	14
10	Dallas	20
307	TOTALS	319

1970 Schedule

Sept. 20	—@ S. F.
Sept. 27	—@ S. L.
Oct. 4	—@ Phila.
Oct. 11	—Detroit
Oct. 19	—@ Oak.
Oct. 25	—Cincinnati
Nov. 1	—@ Denver
Nov. 8	—Minnesota
Nov. 15	—@ Giants
Nov. 22	—Dallas
Nov. 29	—Giants
Dec. 6	—@ Dallas
Dec. 13	—Phila.
Dec. 20	—St. Louis

1969 TEAM LEADERS

RUSHING

	No.	Yds.	Avg.	TD
Larry Brown	202	888	4.4	4
Charley Harroway	141	428	3.0	6
Sonny Jurgensen	17	156	9.2	1

PASSING

	Att.	Comp.	Yds.	TD	Int.
Jurgensen	442	274	3102	22	15
Frank Ryan	1	1	4	0	0

RECEIVING

	No.	Yds.	TD
Charley Taylor	71	883	8
Charley Harroway	55	489	3
Jerry Smith	54	682	9
Bob Long	48	533	1

GREEN BAY PACKERS

Nov. 26 at Dallas

1265 Lombardi Avenue

Green Bay, Wisconsin 54305

President — Dominic Olejniczak

Publicity — Chuck Lane

Office Phone — 494-2351 (414)

Home Phone — 435-3332 (414)

Colors — Green and Gold

Lambeau Field 56,161 Cap.



BENGTSON



HORN

1969 Record — Won 8, Lost 6, Tied 0; All-Time Record — Won 376, Lost 219, Tied 30.

Coaching Staff — Phil Bengtson (third season), Zeke Bratkowski, Forrest Gregg, Dave Hanner, Wayne Robinson, Bob Schnelker and Ray Wietecha.

— SERIES HISTORY —
(Green Bay leads series 6-0)

Year	Site	Winner-Score	Att.	Year	Site	Winner-Score	Att.
1960	Green Bay	G. Bay, 41-7	32,294	1966*	Dallas	G. Bay, 34-27	75,504
1964	Dallas	G. Bay, 45-21	44,975	1967*	Green Bay	G. Bay, 21-17	50,861
1965	Mil.	G. Bay, 13-3	48,311	1968	Dallas	G. Bay, 28-17	74,604

*NFL Championship Game

1969 Results

(8-6-0)

17	*Chicago	0
14	*S. F. (M)	7
7	Minnesota	19
28	Detroit	17
21	Los Angeles	34
28	*Atlanta	10
38	Pittsburgh	34
6	Baltimore	14
7	*Minn. (M)	9
10	*Detroit	16
20	*N. Y. (M)	10
7	Cleveland	20
21	Chicago	3
45	*St. Louis	28
269	TOTALS	221

1970 Schedule

Sept. 20—	Detroit
Sept. 27—	Atlanta
Oct. 4—	Minn. (Mil)
Oct. 12—	@ S. D.
Oct. 18—	L. Angeles
Oct. 25—	Phila. (Mil)
Nov. 1—	@ S. F.
Nov. 9—	Balt. (Mil)
Nov. 15—	Chicago
Nov. 22—	@ Minn.
Nov. 26—	@ Dallas
Dec. 6—	@ Pitt.
Dec. 13—	@ Chicago
Dec. 20—	@ Detroit

1969 TEAM LEADERS

RUSHING

	No.	Yds.	Avg.	TD
Travis Williams	129	536	4.2	4
Dave Hampton	80	365	4.6	4
Donny Anderson	87	288	3.3	1
Jim Grabowski	73	261	3.6	1

PASSING

	Att.	Comp.	Yds.	TD	Int.
Bart Starr	148	92	1161	9	6
Don Horn	168	89	1505	11	11

RECEIVING

	No.	Yds.	TD
Carroll Dale	45	879	6
Boyd Dowler	31	477	4
Travis Williams	27	275	3
Mary Fleming	18	226	2

CLEVELAND BROWNS

Dec. 12 at Cleveland

Municipal Stadium
Cleveland, Ohio 44114

President — Art Modell

Publicity — Nate Wallack

Office Phone — 696-5555 (216)

Home Phone — 464-1685 (216)

Colors — Seal Brown, Orange
and White

Cleveland Stadium 79,282 Cap.



COLLIER



KELLY

1969 Record — Won 10, Lost 3, Tied 1; All-Time Record — Won 180,
Lost 71, Tied 7.

Coaching Staff — Blanton Collier (eighth season), Howard Brinker,
Fritz Heisler, Dick Modzelewski, Bob Nussbaumer, Nick Skorich and Eddie
Ulinski.

—SERIES HISTORY—

(Cleveland leads series 14-5)

Year	Site	Winner-Score	Att.	Year	Site	Winner-Score	Att.
1960	Dallas	Cleve., 48-7	28,500	1965	Dallas	Cleve., 24-17	76,251
1961	Cleve.	Cleve., 25-7	43,638	1966	Cleve.	Cleve., 30-21	84,721
1961	Dallas	Cleve., 38-17	23,500	1966	Dallas	Dallas, 26-14	80,259
1962	Cleve.	Cleve., 19-10	44,040	1967	Cleve.	Dallas, 21-14	81,039
1962	Dallas	Dallas, 45-21	24,226	1967*	Dallas	Dallas, 52-14	70,786
1963	Dallas	Cleve., 41-24	28,710	1968	Dallas	Dallas, 28-7	68,733
1963	Cleve.	Cleve., 27-17	55,096	1968*	Cleve.	Cleve., 31-20	81,497
1964	Cleve.	Cleve., 27-6	72,062	1969	Cleve.	Cleve., 42-10	84,850
1964	Dallas	Cleve., 20-16	37,456	1969*	Dallas	Cleve., 38-14	69,321
1965	Cleve.	Cleve., 23-17	80,451	*Eastern Conference Championship Game			

1969 Results

(10-3-1)

27	Philadelphia	20
27	*Washington	23
21	*Detroit	28
27	New Orleans	17
42	*Pittsburgh	31
21	*St. Louis	21
42	*Dallas	10
3	Minnesota	51
24	Pittsburgh	3
28	*New York	17
28	Chicago	24
20	*Green Bay	7
27	St. Louis	21
14	New York	27
351	TOTALS	300

1970 Schedule

Sept. 21	—N.Y. Jets
Sept. 27	—@ S. F.
Oct. 3	—Pittsburgh
Oct. 11	—Cincinnati
Oct. 18	—Detroit
Oct. 25	—@ Miami
Nov. 1	—San Diego
Nov. 8	—@ Oak.
Nov. 15	—@ Cinn.
Nov. 22	—Houston
Nov. 29	—@ Pitt.
Dec. 7	—@ Houston
Dec. 12	—Dallas
Dec. 20	—@ Denver

1969 TEAM LEADERS

RUSHING

	No.	Yds.	Avg.	TD
Leroy Kelly	196	817	4.2	9
Ron Johnson	137	471	3.4	7
Reece Morrison	60	301	5.0	1
Bo Scott	44	157	3.6	0

PASSING

	Att.	Comp.	Yds.	TD	Int.
Bill Nelsen	352	190	2743	23	19
Jerry Rhome	19	7	35	0	2

RECEIVING

	No.	Yds.	TD
Gary Collins	54	786	11
Paul Warfield	42	886	10
Milt Morin	37	495	0
Ron Johnson	24	164	0

HOUSTON OILERS

Dec. 20 at Dallas

6910 Fannin

Houston, Texas 77001

President — Bud Adams

Publicity — Jim McLemore

Office Phone — 748-2780 (713)

Home Phone — 729-3640 (713)

Colors — Scarlet, Blue and White

Astrodome 50,000 Cap.



LEMM



WEBSTER

1969 Record — Won 6, Lost 6, Tied 2; All-Time Record — Won 70, Lost 66, Tied 4.

Coaching Staff — Wally Lemm (sixth season), Joe Childress, Hugh Devore, F. A. Dry, Bud McFadin, Fran Polsfoot, Walt Schlinkman.

(Dallas and Houston have played three pre-season games prior to this year, Dallas winning all, 33-7 in 1967, 33-19 in 1968 and 14-11 in 1969.)

1969 Results

(6-6-2)

17	Oakland	21
17	Buffalo	3
22	Miami	10
28	Buffalo	14
0	Kansas City	24
17	New York	26
24	Denver	21
0	Boston	24
31	Cincinnati	31
20	Denver	20
32	Miami	7
17	San Diego	21
26	New York	34
27	Boston	23
278	TOTALS	279

1970 Schedule

Sept. 20—@ Pitt.
Sept. 27—Miami
Oct. 4—@ Cinn.
Oct. 11—Baltimore
Oct. 18—Pittsburgh
Oct. 25—@ S. D.
Nov. 1—@ S. L.
Nov. 8—@ K. C.
Nov. 15—S. F.
Nov. 22—@ Cleve.
Nov. 29—Denver
Dec. 7—Cleveland
Dec. 13—Cincinnati
Dec. 20—@ Dallas

1969 TEAM LEADERS

RUSHING

	No.	Yds.	Avg.	TD
Hoyle Granger	186	740	4.0	3
Roy Hopkins	131	473	3.6	4
Ode Burrell	41	147	3.6	0
Woody Campbell	28	98	3.5	1

PASSING

	Att.	Comp.	Yds.	TD	Int.
P. Beathard	370	180	2455	10	21
Don Trull	75	34	469	3	6

RECEIVING

	No.	Yds.	TD
Alvin Reed	51	664	2
Jerry Levias	42	696	5
Jim Beirne	42	540	4
Roy Hopkins	29	338	1

How The Cowboys Were Built

NOTE: There were 44 players active with the Cowboys last season; this is a look at how these 44 were acquired.

FROM THE DRAFT:

- 1961—Bob Lilly (1st, TCU).
- 1962—George Andrie (6th, Marquette).
- 1963—Lee Roy Jordan (1st, Ala.).
- 1964—Mel Renfro (2nd, Oregon); *Bob Hayes (7th, Fla. A&M); *Roger Staubach (10th, Navy).
- 1965—Craig Morton (1st, Calif.); Jethro Pugh (11th, Eliz. City St.); Malcolm Walker (2nd, Rice).
- 1966—Walt Garrison (6th, Oklahoma State); Les Shy (12th, Long Beach St.); John Niland (1st, Iowa).
- 1967—*Craig Baynham (12th, Georgia Tech); Phil Clark (3rd, Northwestern); Rayfield Wright (7th, Ft. Valley State).
- 1968—Dennis Homan (1st, Alabama); Blaine Nye (5th, Stanford); Larry Cole (16th, Hawaii).
- 1969—Bob Belden (12th, Notre Dame); Richmond Flowers (2nd, Tennessee); Halvor Hagen (3rd, Weber State); Calvin Hill (1st, Yale); Tom Stincic (3rd, Michigan); Claxton Welch (9th, Oregon).

SIGNED AS FREE AGENTS:

- 1962—Mike Gaechter (Oregon); Cornell Green (Utah St.); Pettis Norman (Jno. C. Smith).
- 1963—Dave Edwards (Auburn).
- 1964—Dave Manders (Mich. St.).
- 1965—Dan Reeves (South Carolina).
- 1966—John Wilbur (Stanford); Mike Johnson (Kansas).
- 1967—Ron East (Montana State).
- 1968—Ron Widby (Tennessee, August 1967).
- 1969—Otto Brown (Prairie View A&M); Fred Whittingham (California Poly, September 1969).

OBTAINED IN TRADES:

- 1961—Chuck Howley (West Virginia, LB, Chicago).
- 1963—Tony Liscio (Tulsa, OT, Green Bay).
- 1965—Ralph Neely (Oklahoma, OT, Baltimore).
- 1967—Lance Rentzel (Oklahoma, WR, Minnesota).
- 1968—Mike Clark (Texas A&M, K, Pittsburgh); Jackie Burkett, (Auburn, LB, New Orleans).
- 1969—Bobby Joe Conrad (Texas A&M, WR, St. Louis); Mike Ditka (Pittsburgh, TE, Philadelphia).

*—Drafted as a future.

The 1969 Season At A Glance

Cowboys 24, Cardinals 3

At Dallas, September 21

Cowboys	7	0	7	10	— 24
Cardinals	0	3	0	0	— 3
Cowboys—Rentzel 75 pass from Staubach; Clark kick.					
Cardinals—Bakken 20 field goal.					
Cowboys—Rentzel 53 pass from Hill; Clark kick.					
Cowboys—Clark 30 field goal.					
Cowboys—Staubach 3 run; Clark kick.					
Attendance: 62,134					

Team Statistics

	Cowboys	Cardinals
First Downs	14	10
Net Yards Gained	362	257
Net Yards Rushing	152	58
Net Yards Passing	210	199
Passes	8-16	17-35
Passes Intercepted By	2	0
Punts, Average	6-40.3	6-42.3
Fumbles, Fumbles Lost	2-2	2-1
Penalties, Yards	4-47	2-21

Rushing

Cowboys—Hill, 18 for 70; Garrison, 13 for 61; Staubach, 4 for 22, 1 touchdown; Shy, 2 for minus 1.

Cardinals—Roland, 10 for 13; Crenshaw, 6 for 26; Shivers, 4 for 18; Williams, 1 for minus 1.

Passing

Cowboys—Staubach, 7 of 15 for 220 yards, 1 touchdown; Hill, 1 of 1 for 53 yards, 1 touchdown.

Cardinals—Johnson, 17 of 35 for 216 yards, 2 interceptions.

Receiving

Cowboys—Rentzel, 2 for 128, 2 touchdowns; Homan, 2 for 84; Ditka, 1 for 28; Garrison, 1 for 14; Conrad, 1 for 11; Norman, 1 for 8.

Cardinals—Williams, 6 for 104; Smith, 3 for 58; Shivers, 3 for 15; Crenshaw, 3 for 14; Gilliam, 2 for 25.

Cowboys 21, Saints 17

At New Orleans, September 28

Cowboys	0	14	0	7	— 21
Saints	0	7	10	0	— 17
Saints—Livingston 9 pass from Kilmer; Dempsey kick.					
Cowboys—Hill 23 run; Clark kick.					
Cowboys—Shy 49 pass from Morton; Clark kick.					
Saints—Parks 2 pass from Kilmer; Dempsey kick.					
Saints—Dempsey 43 field goal.					
Cowboys—Hill 8 run; Clark kick.					
Attendance: 79,567.					

Team Statistics

	Cowboys	Saints
First Downs	17	17
Net Yards Gained	294	310
Net Yards Rushing	213	41
Net Yards Passing	81	269
Passes	8-15	23-39
Passes Intercepted By	3	0
Punts, Average	6-46.3	4-47.8
Fumbles, Fumbles Lost	1-1	1-1
Penalties, Yards	2-10	1-5

Rushing

Cowboys—Hill, 23 for 138, 2 touchdowns; Garrison, 9 for 54; Shy, 6 for 21; Morton, 2 for 1; Reeves, 2 for minus 1.

Saints—Livingston, 10 for 16; Baker, 7 for 16; Dodd, 1 for 9.

Passing

Cowboys—Morton, 8 of 14 for 122 yards, 1 touchdown; Reeves, 0 of 1.

Saints—Kilmer, 22 of 37 for 276 yards, 2 touchdowns, 2 interceptions; Livingston, 1 of 2 for 11 yards, 1 interception.

Receiving

Cowboys—Rentzel, 2 for 42; Ditka, 2 for 20; Shy, 1 for 49, 1 touchdown; Homan, 1 for 13; Garrison, 1 for minus 1; Hill, 1 for minus 1.

Saints—Parks, 6 for 81, 1 touchdown; Livingston, 6 for 79, 1 touchdown; Poage, 4 for 30; Abramowicz, 3 for 43; Baker, 3 for 37; Dodd, 1 for 17.

Cowboys 38, Eagles 7

At Philadelphia, October 5

Cowboys	7	21	7	3	— 38
Eagles	7	0	0	0	— 7
Eagles—Jackson 14 pass from Snead; Baker kick.					
Cowboys—Rentzel fumble recovery; Clark kick.					
Cowboys—Hill 53 run; Clark kick.					
Cowboys—Rentzel 42 pass from Morton; Clark kick.					
Cowboys—Reeves 27 pass from Morton; Clark kick.					
Cowboys—Ditka 3 pass from Morton; Clark kick.					
Cowboys—Clark 14 field goal.					
Attendance: 60,658.					

Team Statistics

	Cowboys	Eagles
First Downs	27	15
Net Yards Gained	526	252
Net Yards Rushing	182	54
Net Yards Passing	344	198
Passes	20-27	18-40
Passes Intercepted By	2	1

Punts, Average	4-43.2	6-41.5
Fumbles, Fumbles Lost....	1-0	0-0
Penalties, Yards	8-78	6-76

Rushing

Cowboys—Garrison, 12 for 41; Hill, 10 for 91, 1 touchdown; Shy, 8 for 21; Reeves, 4 for 8; Staubach, 2 for 22; Morton, 1 for 1; Baynham, 3 for minus 2. Eagles—Keyes, 6 for 6; Woodeshick, 5 for 35; Pinder, 2 for 7; Mira, 1 for 6.

Passing

Cowboys—Morton, 14 of 18 for 261 yards, 3 touchdowns; Staubach, 5 of 8 for 60 yards, 1 interception; Hill, 1 of 1 for 44 yards.

Eagles—Snead, 14 of 24 for 216 yards, 1 touchdown; Mira, 4 of 15 for 49 yards, 2 interceptions; Keyes, 0 of 1.

Receiving

Cowboys—Rentzel, 6 for 128, 1 touchdown; Homan, 4 for 81; Hill, 3 for 71; Reeves, 3 for 57, 1 touchdown; Ditka, 2 for 17, 1 touchdown; Shy, 2 for 11.

Eagles—Ballman, 5 for 108; Jackson, 5 for 78, 1 touchdown; Woodeshick, 3 for 22; Hawkins, 2 for 33; Keyes, 2 for 4; Brown, 1 for 20.

Cowboys 24, Falcons 17

At Atlanta, October 12

Cowboys	14	3	7	0—24
Falcons	3	0	7	7—17

Cowboys—Shy 1 run; Clark kick.
Cowboys—Garrison 1 run; Clark kick.

Falcons—Etter 34 field goal.

Cowboys—Clark 47 field goal.

Cowboys—Rentzel 8 pass from Morton; Clark kick.

Falcons—Flatley 13 pass from Johnson; Etter kick.

Falcons—Coffey 13 pass from Johnson; Etter kick.

Attendance: 54,833.

Team Statistics

	Cowboys	Falcons
First Downs	19	14
Net Yards Gained	397	213
Net Yards Rushing	165	88
Net Yards Passing	232	125
Passes	15-21	11-27
Passes Intercepted By	1	0
Punts, Average	5-39.0	7-43.7
Fumbles, Fumbles Lost....	3-1	3-1
Penalties, Yards	8-98	5-58

Rushing

Cowboys—Garrison, 16 for 68, 1 touchdown; Hill, 13 for 50; Shy, 4 for 19, 1 touchdown; Reeves, 3 for 19; Staubach, 3 for 5; Norman, 1 for 6; Morton, 1 for 1; Rentzel, 1 for minus 3.

Falcons—Butler, 13 for 38; Coffey, 6 for 16; Johnson, 4 for 31; Gipson, 4 for 3.

Passing

Cowboys—Morton, 15 of 20 for 239 yards, 1 touchdown; Staubach, 0 of 1.
Falcons—Johnson, 11 of 27 for 151 yards, 2 touchdowns, 1 interception.

Receiving

Cowboys—Rentzel, 4 for 75, 1 touchdown; Hill, 3 for 21; Ditka, 2 for 42; Shy, 2 for 40; Norman, 2 for 36; Garrison, 1 for 21; Reeves, 1 for 4.

Falcons—Flatley, 4 for 75, 1 touchdown; Mitchell, 2 for 29; Coffey, 2 for 21, 1 touchdown; Gipson, 2 for 13; Cogdill, 1 for 13.

Cowboys 49, Eagles 14

At Dallas, October 19

Cowboys	28	14	0	7—49
Eagles	7	0	0	7—14

Cowboys—Rentzel 9 pass from Morton; Clark kick.

Cowboys—Rentzel 16 pass from Morton; Clark kick.

Cowboys—Lilly 9 fumble return; Clark kick.

Eagles—Jackson 65 pass from Snead; Baker kick.

Cowboys—Hayes 67 pass from Morton; Clark kick.

Cowboys—Rentzel 15 pass from Morton; Clark kick.

Cowboys—Norman 31 pass from Morton; Clark kick.

Eagles—Bradley 56 pass interception; Baker kick.

Cowboys—Reeves 1 run; Clark kick.

Attendance: 71,509.

Team Statistics

	Cowboys	Eagles
First Downs	24	8
Net Yards Gained	447	180
Net Yards Rushing	171	58
Net Yards Passing	276	122
Passes	16-27	12-26
Passes Intercepted By	1	1
Punts, Average	4-50.0	7-44.7
Fumbles, Fumbles Lost....	2-0	2-2
Penalties, Yards	4-50	3-31

Rushing

Cowboys—Hill, 16 for 63; Garrison, 15 for 52; Shy, 7 for 46; Staubach, 5 for 4; Reeves, 4 for 5, 1 touchdown; Morton, 1 for 1.

Eagles—Woodeshick, 8 for 25; Blye, 5 for 22; Pinder, 1 for 11; Jones, 1 for 0.

Passing

Cowboys—Morton, 13 of 19 for 247 yards, 5 touchdowns; Staubach, 3 of 8 for 45 yards, 1 interception.

Eagles—Snead, 11 of 24 for 181 yards, 1 touchdown, 1 interception; Mira, 1 of 2 for minus 7 yards.

Receiving

Cowboys—Rentzel, 6 for 97, 3 touchdowns; Hayes, 4 for 92, 1 touchdown; Norman, 3 for 58, 1 touchdown; Conrad, 1 for 34; Homan, 1 for 9; Shy, 1 for 2.
Eagles—Jackson, 3 for 107, 1 touchdown; Hawkins, 3 for 23; Ballman, 2 for 31; Woodshick, 2 for 18; Pinder, 1 for 2; Blye, 1 for minus 7.

Cowboys 25, Giants 3

At Dallas, October 27

Cowboys 0 3 3 19 — 25
Giants 3 0 0 0 — 3

Giants—Gogolak 23 field goal.
Cowboys—Clark 47 field goal.
Cowboys—Clark 35 field goal.
Cowboys—Clark 15 field goal.
Cowboys—Rentzel 16 pass from Morton; Clark kick.
Cowboys—Safety Andrie tackled Tarkenton in end zone.
Cowboys—Hayes 40 pass from Hill; Clark kick.
Attendance: 58,946.

Team Statistics

	Cowboys	Giants
First Downs	21	8
Net Yards Gained	370	166
Net Yards Rushing	217	40
Net Yards Passing	153	126
Passes	12-27	13-32
Passes Intercepted By	1	2
Punts, Average	3-42.6	9-35.6
Fumbles, Fumbles Lost	1-1	3-1
Penalties, Yards	5-65	6-70

Rushing

Cowboys—Hill, 23 for 84; Garrison, 16 for 102; Shy, 2 for 11; Reeves, 1 for 9; Norman, 1 for 6; Hayes, 1 for 5.
Giants—Minnlear, 8 for 27; Morrison, 6 for 4; Tarkenton, 1 for 9.

Passing

Cowboys—Morton, 11 of 26 for 127 yards, 1 touchdown, 2 interceptions; Hill, 1 of 1 for 40 yards, 1 touchdown.
Giants—Tarkenton, 13 of 32 for 196 yards, 1 interception.

Receiving

Cowboys—Hayes, 5 for 96, 1 touchdown; Norman, 2 for 46; Hill, 2 for minus 2; Rentzel, 1 for 16, 1 touchdown; Reeves, 1 for 14; Garrison, 1 for minus 3.
Giants—Jones, 4 for 65; Thomas, 3 for 49; Morrison, 2 for 49; Minnlear, 2 for 26; Herrmann, 2 for 7.

Cowboys 10, Browns 42

At Cleveland, November 2

Cowboys 0 3 0 7 — 10
Browns 14 14 0 14 — 42

Browns—Warfield 48 pass from Nelsen; Cockroft kick.
Browns—Collins 10 pass from Nelsen; Cockroft kick.
Browns—Johnson 1 run; Cockroft kick.
Cowboys—Clark 14 field goal.
Browns—Warfield 21 pass from Nelsen; Cockroft kick.
Browns—Collins 7 pass from Nelsen; Cockroft kick.
Cowboys—Hill 1 run; Clark kick.
Browns—Glass 10 pass from Nelsen; Cockroft kick.
Attendance: 84,850.

Team Statistics

	Cowboys	Browns
First Downs	20	20
Net Yards Gained	323	325
Net Yards Rushing	140	95
Net Yards Passing	183	230
Passes	17-33	18-26
Passes Intercepted By	1	3
Punts, Average	3-42.0	3-39.0
Fumbles, Fumbles Lost	3-3	2-2
Penalties, Yards	6-97	4-63

Rushing

Cowboys—Garrison, 14 for 70; Hill, 12 for 52, 1 touchdown; Staubach, 1 for 7; Reeves, 1 for 6; Shy, 1 for 5.
Browns—Kelly, 19 for 65; Johnson, 10 for 13, 1 touchdown; Scott, 3 for 1; Warfield, 1 for 16.

Passing

Cowboys—Morton, 11 of 22 for 147 yards, 3 interceptions; Staubach, 6 of 11 for 74 yards.
Browns—Nelsen, 18 of 25 for 255 yards, 5 touchdowns, 1 interception; Kelly, 0 of 1; Rhome, 0 of 0.

Receiving

Cowboys—Homan, 4 for 53; Ditka, 3 for 34; Hayes, 2 for 40; Rentzel, 2 for 40; Hill, 2 for 21; Garrison, 2 for 14; Conrad, 1 for 12; Norman, 1 for 7.
Browns—Morin, 7 for 101; Collins, 5 for 47, 2 touchdowns; Warfield, 3 for 84, 2 touchdowns; Glass, 1 for 10, 1 touchdown; Johnson, 1 for 7; Kelly, 1 for 6.

Cowboys 33, Saints 17

At Dallas, November 9

Cowboys 10 7 0 16 — 33
Saints 0 10 7 0 — 17

Cowboys—Clark 21 field goal.
Cowboys—Hayes 23 pass from Morton; Clark kick.
Saints—Dempsey 37 field goal.
Cowboys—Hill 30 run; Clark kick.
Saints—Abramowicz 14 pass from Kilmer; Dempsey kick.
Saints—Abramowicz 17 pass from Kilmer; Dempsey kick.
Cowboys—Reeves 7 run; Clark kick failed.
Cowboys—Ditka 16 pass from Morton;

Clark kick.
Cowboys—Clark 21 field goal.
Attendance: 68,282.

Team Statistics

	Cowboys	Saints
First Downs	18	20
Net Yards Gained	438	303
Net Yards Rushing	187	141
Net Yards Passing	251	162
Passes	13-23	16-30
Passes Intercepted By	2	2
Punts, Average	2-43.5	4-33.0
Fumbles, Fumbles Lost	1-0	3-1
Penalties, Yards	8-95	5-63

Rushing

Cowboys—Hill, 13 for 109, 1 touchdown; Garrison, 13 for 56; Reeves, 2 for 8, 1 touchdown; Rentzel, 1 for 14.

Saints—Livingston, 14 for 94; Baker, 9 for 34; Shy, 5 for 14; Kilmer, 2 for minus 2; Dodd, 1 for 1; Wheelwright, 1 for 0.

Passing

Cowboys—Morton, 13 of 23 for 292 yards, 2 touchdowns, 2 interceptions.

Saints—Kilmer, 11 of 24 for 145 yards, 2 touchdowns, 2 interceptions; Hargett, 5 of 6 for 42 yards.

Receiving

Cowboys—Hayes, 4 for 48, 1 touchdown; Rentzel, 3 for 119; Ditka, 3 for 82, 1 touchdown; Hill, 2 for 29; Garrison, 1 for 14.

Saints—Abramowicz, 6 for 75, 2 touchdowns; Dodd, 4 for 43; Wheelwright, 3 for 19; Baker, 2 for 42; Barrington, 1 for 8.

Cowboys 41, Redskins 28

At Washington, November 16

Cowboys	17	10	7	7	— 41
Redskins	7	14	7	0	— 28

Cowboys—Clark 36 field goal.
Redskins—Smith 27 pass from Jurgensen; Knight kick.

Cowboys—Rentzel 65 pass from Morton; Clark kick.

Cowboys—Cole 41 interception; Clark kick.

Cowboys—Hill 3 run; Clark kick.
Redskins—Taylor 88 pass from Jurgensen; Knight kick.

Cowboys—Clark 14 field goal.
Redskins—Smith 11 pass from Jurgensen; Knight kick.

Cowboys—Hill 7 run; Clark kick.
Redskins—Smith 20 pass from Jurgensen; Knight kick.

Cowboys—Reeves 4 run; Clark kick.
Attendance: 50,474.

Team Statistics

	Cowboys	Redskins
First Downs	23	19
Net Yards Gained	365	377

Net Yards, Rushing	218	57
Net Yards Passing	147	320
Passes	8-17	24-35
Passes Intercepted By	4	1
Punts, Average	3-44.7	3-46.0
Fumbles, Fumbles Lost	1-0	1-0
Penalties, Yards	5-54	4-40

Rushing

Cowboys—Hill, 27 for 150, 2 touchdowns; Garrison, 12 for 35; Reeves, 3 for 18, 1 touchdown; Morton, 1 for 15.

Redskins—Brown, 11 for 38; Harraway, 5 for minus 5; Jurgensen, 4 for 24.

Passing

Cowboys—Morton, 8 of 17 for 156 yards, 1 touchdown, 1 interception.

Redskins—Jurgensen, 24 of 35 for 338 yards, 4 touchdowns, 4 interceptions.

Receiving

Cowboys—Hayes, 3 for 30; Rentzel, 2 for 84, 1 touchdown; Hill, 2 for 35; Ditka, 1 for 7.

Redskins—Smith, 7 for 98, 3 touchdowns; Taylor, 6 for 155, 1 touchdown; Brown, 4 for 38; Harraway, 4 for 27; Long, 3 for 20.

Cowboys 23, Rams 24

At Los Angeles, November 23

Cowboys	3	7	3	10	— 23
Rams	7	3	7	7	— 24

Rams—Tucker 35 pass from Gabriel; Gossett kick.

Cowboys—Clark 18 field goal.
Cowboys—Ditka 11 pass from Morton; Clark kick.

Rams—Gossett 36 field goal.
Rams—Tucker 58 pass from Gabriel; Gossett kick.

Cowboys—Clark 22 field goal.
Cowboys—Clark 43 field goal.
Rams—Gabriel 1 run; Gossett kick.

Cowboys—Rentzel 8 pass from Morton; Clark kick.

Attendance: 79,105.

Team Statistics

	Cowboys	Rams
First Downs	17	16
Net Yards Gained	352	290
Net Yards Rushing	130	88
Net Yards Passing	222	202
Passes	15-33	16-30
Passes Intercepted By	2	3
Punts, Average	3-47.3	5-44.4
Fumbles, Fumbles Lost	4-1	1-0
Penalties, Yards	6-47	7-85

Rushing

Cowboys—Reeves, 15 for 45; Garrison, 13 for 66; Morton, 2 for 19.

Rams—Josephson, 11 for 37; L. Smith, 11 for 24; Gabriel, 6 for 20, 1 touchdown; Mason, 2 for 7.

Passing

Cowboys—Morton, 14 of 31 for 204

yards, 2 touchdowns, 2 interceptions; Reeves, 1 of 2 for 35 yards, 1 interception.

Rams—Gabriel, 16 of 30 for 224 yards, 2 touchdowns, 2 interceptions.

Receiving

Cowboys—Rentzel, 6 for 93, 1 touchdown; Reeves, 4 for 32; Hayes, 2 for 74; Ditka, 2 for 32, 1 touchdown; Garrison, 1 for 8.

Rams—Snow, 6 for 65; Tucker, 3 for 101, 2 touchdowns; Truax, 2 for 23; L. Smith, 2 for 6; Mason, 1 for 15; Ellison, 1 for 8; Josephson, 1 for 6.

Cowboys 24, 49'ers 24

At Dallas, November 27

Cowboys 0 7 10 7 — 24
49'ers 14 0 10 0 — 24

49'ers—Willard 1 run; Gavric kick.

49'ers—Willard 19 pass from Brodie; Gavric kick.

Cowboys—Reeves 1 run; Clark kick.

Cowboys—Clark 24 field goal.

Cowboys—Hayes 31 pass from Morton; Clark kick.

49'ers—Washington 19 pass from Brodie; Gavric kick.

49'ers—Gavric 21 field goal.

Cowboys—Rentzel 19 pass from Morton; Clark kick.

Attendance: 62,348.

Team Statistics

	Cowboys	49'ers
First Downs	21	15
Net Yards Gained	305	319
Net Yards Rushing	137	92
Net Yards Passing	168	227
Passes	16-37	18-33
Passes Intercepted By	0	3
Punts, Average	4-44.5	5-40.6
Fumbles, Fumbles Lost	1-0	3-1
Penalties, Yards	4-30	6-78

Rushing

Cowboys—Reeves, 13 for 29, 1 touchdown; Garrison, 12 for 85; Hill, 4 for minus 2; Morton, 2 for 13; Shy, 2 for 4; Hayes, 1 for 8.

49'ers—Cunningham, 11 for 48; Willard, 8 for 22, 1 touchdown; Thomas, 2 for 15; Tucker, 1 for 7.

Passing

Cowboys—Morton, 16 of 37 for 206 yards, 2 touchdowns, 3 interceptions; Reeves, 0 of 0.

49'ers—Brodie, 18 of 33 for 255 yards, 2 touchdowns.

Receiving

Cowboys—Hayes, 6 for 95, 1 touchdown; Reeves, 6 for 60; Garrison, 2 for 20; Rentzel, 1 for 19, 1 touchdown; Wright, 1 for 12.

49'ers—Witcher, 5 for 87; Windsor, 4 for 52; Willard, 3 for 77, 1 touchdown; Washington, 3 for 39, 1 touchdown; Cunningham, 3 for 0.

Cowboys 10, Steelers 7

At Pittsburgh, December 7

Cowboys 3 7 0 0 — 10
Steelers 0 0 0 7 — 7

Cowboys—Clark 32 field goal.

Cowboys—Morton 12 run; Clark kick.

Steelers—Henderson 29 pass from Shiner; Mingo kick.

Attendance: 24,990.

Team Statistics

	Cowboys	Steelers
First Downs	13	14
Net Yards Gained	202	217
Net Yards Rushing	93	77
Net Yards Passing	109	140
Passes	11-25	12-31
Passes Intercepted By	0	2
Punts, Average	8-41.3	10-44.5
Fumbles, Fumbles Lost	3-1	3-1
Penalties, Yards	7-45	2-24

Rushing

Cowboys—Hill, 15 for 23; Shy, 10 for 28; Reeves, 5 for 16; Morton, 3 for 12, 1 touchdown; Norman, 2 for 14.

Steelers—Hoak, 11 for 36; Gros, 9 for 27; Bankston, 4 for 11; McCall, 4 for 4; Shiner, 1 for minus 1.

Passing

Cowboys—Morton, 11 of 25 for 124 yards, 2 interceptions.

Steelers—Shiner, 9 of 14 for 145 yards, 1 touchdown; Hanratty, 3 of 17 for 17 yards.

Receiving

Cowboys—Rentzel, 4 for 33; Hayes, 2 for 35; Shy, 2 for 22; Hill, 2 for 20; Norman, 1 for 14.

Steelers—Jefferson, 6 for 97; Henderson, 3 for 36, 1 touchdown; Bankston, 2 for 5; Wilburn, 1 for 24.

Cowboys 27, Colts 10

At Dallas, December 13

Cowboys 3 7 10 7 — 27
Colts 0 10 0 0 — 10

Cowboys—Clark 15 field goal.
 Colts—Michaels 24 field goal.
 Cowboys—Rentzel 18 pass from Morton;
 Clark kick.
 Colts—Mackey 52 pass from Unitas;
 Michaels kick.
 Cowboys—Norman 19 pass from Morton;
 Clark kick.
 Cowboys—Clark 27 field goal.
 Cowboys—Garrison 1 run; Clark kick.
 Attendance: 63,191.

Team Statistics

	Cowboys	Colts
First Downs	18	8
Net Yards Gained	408	224
Net Yards Rushing	133	60
Net Yards Passing	275	164
Passes	14-27	12-33
Passes Intercepted By	4	0
Punts, Average	7-46.2	8-46.1
Fumbles, Fumbles Lost	1-1	0-0
Penalties, Yards	4-46	3-15

Rushing

Cowboys—Garrison, 15 for 66, 1 touchdown; Hill, 12 for 41; Welch, 6 for 21; Reeves, 6 for 11; Morton, 1 for 0; Norman, 1 for minus 6.
 Colts—Matte, 7 for 47; Cole, 6 for 13; Conjar, 1 for 0.

Passing

Cowboys—Morton, 12 of 23 for 289 yards, 2 touchdowns; Staubach, 2 of 4 for 22 yards.
 Colts—Unitas, 12 of 28 for 193 yards, 1 touchdown, 3 interceptions; Morrall, 0 of 5, 1 interception.

Receiving

Cowboys—Hayes, 5 for 181; Rentzel, 3 for 68, 1 touchdown; Reeves, 3 for 20; Norman, 1 for 19, 1 touchdown; Conrad, 1 for 17; Hill, 1 for 6.
 Colts—Matte, 4 for 41; Hinton, 3 for 52; Mackey, 2 for 66, 1 touchdown; Richardson, 2 for 38; Cole, 1 for minus 4.

Cowboys 20, Redskins 10

At Dallas, December 21

Cowboys	10	3	0	7	—20
Redskins	0	3	0	7	—10

Cowboys—Clark 12 field goal.
 Cowboys—Norman 26 pass from Morton;
 Clark kick.
 Redskins—Knight 34 field goal.
 Cowboys—Clark 24 field goal.
 Redskins—Hanburger 19 fumble return;
 Knight kick.
 Cowboys—Hill 6 run; Clark kick.
 Attendance: 56,924.

Team Statistics

	Cowboys	Redskins
First Downs	20	19
Net Yards Gained	333	274
Net Yards Rushing	138	101
Net Yards Passing	195	173
Passes	16-27	25-41
Passes Intercepted By	1	0
Punts, Average	5-38.2	5-40.8
Fumbles, Fumbles Lost	4-1	1-0
Penalties, Yards	9-73	4-51

Rushing

Cowboys—Hill, 18 for 73, 1 touchdown; Garrison, 16 for 62; Hayes, 2 for 4; Morton, 2 for minus 1.
 Redskins—Brown, 14 for 61; Harraway, 5 for 17; Kopay, 3 for 4; Jurgensen, 1 for 19.

Passing

Cowboys—Morton, 16 of 27 for 205 yards, 1 touchdown.
 Redskins—Jurgensen, 25 of 41 for 206 yards, 1 interception.

Receiving

Cowboys—Hayes, 7 for 55; Garrison, 3 for 44; Norman, 2 for 50, 1 touchdown; Hill, 2 for 32; Rentzel, 1 for 18; Ditka 1 for 6.
 Redskins—Harraway, 8 for 27; Taylor, 6 for 60; Roberts, 3 for 44; Kopay, 3 for 30; Smith, 3 for 18; Brown, 2 for 27.

1969 Team Statistics

Cowboys	Opponents	
275	Total First Downs	203
133	First Downs Rushing	52
125	First Downs Passing	141
17	First Downs by Penalty	10
5122	Total Offensive Yards	3707
931	Total Offensive Plays	826
5.5	Average Gain Per Play	4.5
2276	Total Rushing Yards	1050
532	Total Rushing Plays	313
4.3	Average Gain Per Rush	3.4
2846	Net Passing Yards	2657
44-366	Traps, Yards Lost	55-452
355	Passes Attempted	458
189	Passes Completed	235
18	Passes Intercepted	24
7.1	Average Gain Per Pass	5.2
63-43.3	Punts and Average	82-42.2
0	Punts Blocked	0
28-12	Fumbles, Fumbles Lost	23-11
81-840	Penalties, Yards	58-680

Cowboys Post-Season Games

EASTERN CONFERENCE PLAYOFF

Browns 38, Cowboys 14
At Dallas, December 28

Cowboys 0 0 7 7—14
Browns 7 10 7 14—38
Browns—Scott 2 run; Cockroft kick.
Browns—Morin 6 pass from Nelsen; Cockroft kick.
Browns—Cockroft 29 field goal.
Browns—Scott 2 run; Cockroft kick.
Cowboys—Morton 2 run; Clark kick.
Browns—Kelly 1 run; Cockroft kick.
Browns—Sumner 88 pass interception; Cockroft kick.
Cowboys—Rentzel 5 pass from Staubach; Clark kick.
Attendance: 69,321.

Team Statistics

	Cowboys	Browns
First Downs	17	22
Net Yards Gained	217	344
Net Yards Rushing	100	97
Net Yards Passing	117	247
Passes	12-29	20-29
Passes Intercepted By	0	2
Punts, Average	5-36.2	1-34.0
Fumbles, Fumbles Lost	2-1	1-0
Penalties, Yards	6-51	6-50

Rushing

Cowboys—Garrison, 9 for 49; Hill, 8 for 17; Morton, 4 for 12, 1 touchdown; Staubach, 3 for 22; Shy, 1 for 0.
Browns—Kelly, 19 for 66, 1 touchdown; Scott, 11 for 33, 2 touchdowns; Morrison, 2 for 3; Johnson, 2 for minus 5; Cockroft, 1 for 0.

Passing

Cowboys—Morton, 8 of 24 for 92 yards, 2 interceptions; Staubach, 4 of 5 for 44 yards, 1 touchdown.
Browns—Nelsen, 18 of 27 for 219 yards, 1 touchdown; Rhome, 2 of 2 for 35 yards.

Receiving

Cowboys—Hayes, 4 for 44; Rentzel, 3 for 41, 1 touchdown; Garrison, 2 for 15; Norman, 1 for 26; Hill, 1 for 7; Reeves, 1 for 3.
Browns—Warfield, 8 for 99; Morin, 4 for 52, 1 touchdown; Scott, 2 for 39; Collins, 2 for 19; Kelly, 2 for 10; Morrison, 1 for 18; Jones, 1 for 17.

NFL PLAYOFF BOWL

Rams 31, Cowboys 0
At Miami, January 3

Cowboys 0 0 0 0—0
Rams 14 0 7 10—31
Rams—Josephson 35 pass from Gabriel; Gossett kick.
Rams—Snow 67 pass from Gabriel; Gossett kick.
Rams—Klein 16 pass from Gabriel; Gossett kick.
Rams—Snow 49 pass from Gabriel; Gossett kick.
Rams—Gossett 42 field goal.
Attendance: 31,151.

Team Statistics

	Cowboys	Rams
First Downs	13	13
Net Yards Gained	222	297
Net Yards Rushing	136	78
Net Yards Passing	86	219
Passes	10-24	12-19
Passes Intercepted By	1	2
Punts, Average	4-44.0	4-42.5
Fumbles, Fumbles Lost	2-2	3-1
Penalties, Yards	2-25	2-39

Rushing

Cowboys—Garrison, 9 for 47; Hill, 8 for 36; Staubach, 6 for 41; Reeves, 5 for 24; Shy, 1 for minus 1; Morton, 1 for minus 11.
Rams—L. Smith, 10 for 29; Josephson, 8 for 8; Bass, 6 for 17; Ellison, 6 for 8; Gabriel, 2 for minus 6; Studstill, 1 for 22.

Passing

Cowboys—Morton, 9 of 18 for 120 yards, 2 interceptions; Staubach, 1 of 6 for 16 yards.
Rams—Gabriel, 12 of 17 for 224 yards, 4 touchdowns; Josephson, 0 of 1, 1 interception; Sweetan, 0 of 1.

Receiving

Cowboys—Hayes, 3 for 50; Norman, 2 for 24; Rentzel, 1 for 25; Hill, 1 for 17; Homan, 1 for 16; Garrison, 1 for 4; Welch, 1 for 0.
Rams—Snow, 5 for 144, 2 touchdowns; Josephson, 4 for 55, 1 touchdown; Klein, 2 for 23, 1 touchdown; L. Smith, 1 for 2.

Dallas Cowboys 1969 Final Statistics

RESULTS (11-2-1)

Cowboys		Opp.
24	St. Louis	(62,134) 3
21	At New Orleans	(79,567) 17
28	At Philadelphia	(60,658) 7
34	At Atlanta	(54,833) 17
49	Philadelphia	(71,509) 14
25	New York	(58,964) 3
10	At Cleveland	(84,850) 42
33	New Orleans	(68,282) 17
41	At Washington	(50,474) 28
23	At Los Angeles	(79,105) 24
24	San Francisco	(62,348) 24
10	At Pittsburgh	(24,990) 7
27	Baltimore	(63,191) 10
20	Washington	(56,924) 10

SCORING

Player	TD	PAT	FG	Pts.
Clark, M.	0	43-44	20-36	103
TD's: Rentzel 13, Hill 8, Reeves 5, Hayes 4, Ditka, Norman 3 ea., Garrison, Shy 2 ea., Cole, Lilly, Morton, Staubach 1 ea.				
TOTAL	44	43-44	20-36	369*
OPP. TOT.	28	28-28	9-25	223

*Includes safety by Andrie

RUSHING

Player	Att.	Yds.	Avg.	Lg.	TD
Hill	204	942	4.6	55	8
Garrison	176	818	4.6	21	2
Reeves	59	173	2.9	12	4
Shy	42	154	3.7	23	1
Morton	16	62	4.0	15	1
Staubach	15	60	4.0	19	1
Welch	6	21	3.5	6	0
Norman	5	20	4.0	21	0
Hayes	4	17	4.3	6	0
Rentzel	2	11	5.5	14	0
Baynham	3	—2	—0.6	2	0
TOTAL	532	2276	4.3	55	17
OPP. TOT.	313	1050	3.4	25	3

RECEIVING

Player	No.	Yds.	Avg.	Lg.	TD
Rentzel	43	960	22.3	75	12
Hayes	40	746	18.7	67	4
Hill	20	232	11.6	28	0
Reeves	18	187	10.4	29	1
Ditka	17	369	21.7	51	3
Norman	13	238	18.3	31	3
Garrison	13	131	10.1	25	0
Homan	12	240	20.0	66	0
Shy	8	124	15.5	49	1
Conrad	4	74	18.5	34	0
Wright	1	12	12.0	12	0
TOTAL	189	3212	17.0	75	24
OPP. TOT.	235	3109	13.2	88	23

PASSING

Player	Att.	Comp.	Yds.	Yds. Lost	Pct.	Avg. Gain Per Att.	Lg.	Int.	TD
Morton	302	162	2619	30-246	53.6	8.7	67	15	21
Staubach	47	23	421	12-106	49.0	9.0	75	2	1
Hill	3	3	137	0-0	100.0	45.7	53	0	2
Reeves	3	1	35	2-14	33.3	11.6	35	1	0
TOTAL	355	189	3212	44-366	53.2	7.1	75	18	24
OPP. TOT.	458	235	3109	55-452	51.3	5.2	88	24	23

PUNTING

Player	No.	Yds.	Avg.	Lg.	Blk.
Widby	63	2729	43.3	62	0
TOTAL	63	2729	43.3	62	0
OPP. TOT.	82	3463	42.2	81	0

PUNT RETURNS

Player	No.	Yds.	Avg.	Lg.	FC	TD
Hayes	18	179	9.9	50	5	0
Renfro	15	80	5.3	34	7	0
Rentzel	4	14	3.5	11	3	0
Johnson	1	0	.0	0	0	0
TOTAL	38	273	7.2	50	15	0
OPP. TOT.	43	305	7.1	28	7	0

SCORING BY PERIODS

Cowboys	102	106	54	107	—369
Opponents	62	64	48	49	—223

OPP. FUMBLE RECOVERIES

Player	No.	Yds.	Avg.	Lg.	TD
Lilly	2	9	4.5	9	1
Cole	2	7	3.5	7	0
East	2	0	0.0	0	0
Jordan	2	0	0.0	0	0
Brown	1	6	6.0	6	0
Howley	1	0	0.0	0	0
Pugh	1	0	0.0	0	0
TOTAL	11	22	2.0	9	1
OPP. TOT.	12	23	1.8	19	0

KICKOFF RETURNS

Player	No.	Yds.	Avg.	Lg.	TD
Flowers	11	238	20.8	30	0
Baynham	7	114	16.3	29	0
Welch	5	112	22.4	35	0
Hill	4	125	31.3	46	0
Hayes	3	80	26.7	46	0
Shy	3	47	15.6	26	0
Green	2	0	0.0	0	0
Garrison	1	2	2.0	2	0
TOTAL	36	718	19.9	46	0
OPP. TOT.	64	1242	19.4	60	0

INTERCEPTIONS

Player	No.	Yds.	Avg.	Lg.	TD
Renfro	10	118	11.8	41	0
Gaechter	3	72	24.0	37	0
Jordan	2	38	19.0	38	0
Howley	2	37	18.5	28	0
Clark, P.	2	2	1.0	2	0
Green	2	0	0.0	0	0
Cole	1	41	41.0	41	1
Brown	1	31	31.0	31	0
Edwards	1	0	0.0	0	0
TOTAL	24	339	14.1	41	1
OPP. TOT.	18	167	9.3	56	1

Cowboys Leaders By Years

* — Rookie

RUSHING

Year	Player	Att.	Yds.	Avg.	Long	TD	NFL Rank
1960	Dupre, L. G.	104	362	3.5	18	3	20
1961	*Perkins, Don	200	815	4.1	47	4	6
1962	Perkins, Don	222	945	4.3	35	7	5
1963	Perkins, Don	149	614	4.1	19	7	10
1964	Perkins, Don	174	768	4.4	59	6	5
1965	Perkins, Don	177	690	3.9	43	0	7
1966	Reeves, Dan	175	757	4.3	67	8	6
1967	Perkins, Don	201	823	4.1	30	6	6
1968	Perkins, Don	191	836	4.4	28	4	6
1969	*Hill, Calvin	204	942	4.6	55	8	2

PASSING

Year	Player	Att.	Comp.	Pct.	Yds.	TD	Int.	NFL Rank
1960	LeBaron, Eddie	225	111	49.3	1,736	12	25	8
1961	LeBaron, Eddie	236	120	50.8	1,741	14	16	9
1962	LeBaron, Eddie	166	95	57.2	1,436	16	9	3
1963	Meredith, Don	310	167	53.9	2,381	17	18	10
1964	Meredith, Don	323	158	48.9	2,143	9	16	15
1965	Meredith, Don	305	141	46.2	2,415	22	13	8
1966	Meredith, Don	344	177	51.5	2,805	24	12	4
1967	Meredith, Don	255	128	50.2	1,834	16	16	8
1968	Meredith, Don	309	171	55.3	2,500	21	12	2
1969	Morton, Craig	302	162	53.6	2,619	21	15	5

RECEIVING

Year	Player	No.	Yds.	Avg.	Long	TD	NFL Rank
1960	Doran, Jim	31	554	17.9	75	3	21
1961	Howton, Billy	56	785	14.0	53	4	6
1962	Howton, Billy	49	706	14.4	69	6	15
	Clarke, Frank	47	1,043	22.2	66	14	18
1963	Clarke, Frank	43	833	19.4	75	10	3
1964	Clarke, Frank	65	973	15.0	49	5	3
1965	*Hayes, Bob	46	1,003	21.8	82	12	13
1966	Hayes, Bob	64	1,232	19.3	95	13	4
1967	Rentzel, Lance	58	996	17.2	74	8	6
1968	Rentzel, Lance	54	1,009	18.7	65	6	3
1969	Rentzel, Lance	43	960	22.3	75	12	20

PUNTING

Year	Player	No.	Avg.	Long	Had Blocked	NFL Rank
1960	Sherer, Dave	57	42.5	67	1	7
1961	*Green, Allen	61	36.7	53	1	14
1962	Baker, Sam	57	45.4	72	0	3
1963	Baker, Sam	71	44.2	64	0	7
1964	*Lothridge, Billy	62	40.3	75	1	15
1965	Villanueva, Danny	60	41.8	58	0	10
1966	Villanueva, Danny	65	39.2	58	1	13
1967	Villanueva, Danny	67	40.4	57	0	9
1968	Widby, Ron	59	40.9	84	0	5
1969	Widby, Ron	63	43.3	62	0	2

SCORING

Year	Player	TD	PAT	FG	Tot.	NFL Rank
1960	Cone, Fred	0	21	6	39	—
	Dupre, L. G.	5	0	0	30	—
1961	Clarke, Frank	9	0	0	54	22
1962	Baker, Sam	0	50	14	92	6
	Clarke, Frank	14	0	0	84	7
1963	Baker, Sam	0	38	9	65	14
	Clarke, Frank	10	0	0	60	15
1964	*VanRaaphorst, Dick	0	28	14	70	13
	Perkins, Don	6	0	0	36	—
1965	Villanueva, Danny	0	37	16	85	10
	*Hayes, Bob	13	0	0	78	11
1966	Villanueva, Danny	0	56	17	107	2
	Reeves, Dan	16	0	0	96	6
1967	Hayes, Bob	11	0	0	66	16
1968	Clark, Mike	0	54	17	105	2
	Hayes, Bob	12	0	0	72	13
1969	Clark, Mike	0	43	20	103	2
	Rentzel, Lance	13	0	0	78	9

KICKOFF RETURNS

Year	Player	No.	Yds.	Avg.	Long	TD	NFL Rank
1960	Franckhauser, Tom	26	526	20.2	46	0	19
1961	*Marsh, Amos	26	667	25.7	79	0	13
1962	Marsh, Amos	29	725	25.0	101	1	10
1963	*Stiger, Jim	18	432	24.0	66	0	12
1964	*Renfro, Mel	40	1,017	25.4	65	0	7
1965	Renfro, Mel	21	630	30.0	100	1	4
	*Hayes, Bob	17	450	26.5	66	0	7
1966	Renfro, Mel	19	487	25.6	87	1	9

Year	Player	No.	Yds.	Avg.	Long	TD	NFL Rank
1967	Garrison, Walt	20	366	18.3	36	0	23
1968	Baynham, Craig	23	590	25.7	40	0	7
1969	*Flowers, Richmond ..	11	238	21.6	30	0	—

FIELD GOALS

Year	Player	Att.	Made	Avg.	Long	NFL Rank
1960	Cone, Fred	13	6	.462	45	12
1961	Bielski, Dick	9	6	.667	42	13
1962	Baker, Sam	27	14	.519	53	3
1963	Baker, Sam	20	9	.450	53	12
1964	*VanRaaphorst, Dick	29	14	.483	43	8
1965	Villanueva, Danny	27	16	.593	41	7
1966	Villanueva, Danny	31	17	.586	37	8
1967	Villanueva, Danny	23	9	.391	34	—
1968	Clark, Mike	29	17	.586	50	—
1969	Clark, Mike	36	20	.555	47	5

PUNT RETURNS

Year	Player	No.	Yds.	Avg.	Long	TD	NFL Rank
1960	Butler, Bill	13	131	10.1	46	0	2
1961	*Marsh, Amos	14	71	5.1	19	0	14
1962	Lockett, J. W.	8	45	5.6	17	0	14
1963	*Stiger, Jim	14	141	10.1	45	0	6
1964	*Renfro, Mel	32	418	13.1	69	1	3
1965	Renfro, Mel	24	145	6.0	35	0	9
1966	Hayes, Bob	17	106	6.2	18	0	7
1967	Hayes, Bob	24	276	11.5	69	1	2
1968	Hayes, Bob	15	312	20.8	90	2	1
1969	Hayes, Bob	18	179	9.9	50	0	3

INTERCEPTIONS

Year	Player	No.	Yds.	Avg.	Long	TD	NFL Rank
1960	Bishop, Don	3	13	4.3	13	0	—
	Franckhauser, Tom ..	3	11	3.7	9	0	—
1961	Bishop, Don	8	172	21.5	57	0	2
1962	Bishop, Don	6	134	22.3	44	0	9
1963	Green, Cornell	7	211	30.1	55	0	6
1964	*Renfro, Mel	7	110	15.7	39	1	4
1965	Green, Cornell	3	49	16.3	43	0	—
	Livingston, Warren ..	3	5	1.7	5	0	—
	*Logan, Obert	3	5	1.7	3	0	—
1966	Green, Cornell	4	88	22.0	41	1	—
1967	Green, Cornell	7	52	7.4	28	0	7
	Renfro, Mel	7	38	5.4	30	0	9
1968	Howley, Chuck	6	115	19.2	58	1	11
1969	Renfro, Mel	10	118	11.8	41	0	1

Cowboys Statistical History

(ALL FIGURES ARE PER GAME AVERAGE)

OFFENSE	1960	1961	1962	1963	1964	1965	1966	1967	1968	1969
No. Rushes	25.0	29.6	31.0	30.0	31.1	29.7	33.6	34.1	34.3	38.0
Yards Rushing	87.4	103.0	145.7	128.2	120.8	114.9	151.6	135.7	149.3	162.6
Yards Passing	175.3	190.1	205.1	176.3	143.8	170.5	215.9	199.9	216.1	203.3
Total Yards	262.8	320.0	350.9	304.5	264.6	285.4	367.5	335.6	365.5	365.8
Pass Attempts	29.5	30.1	27.1	26.8	28.9	25.9	29.5	29.8	28.5	25.4
Pass Comp.	13.6	15.4	14.3	14.3	13.7	12.0	15.3	15.0	15.5	13.5
Had Int.	2.8	1.9	1.2	1.5	1.7	1.3	1.0	2.0	1.3	1.3
Pct. Comp.	46.0	50.9	52.6	53.3	47.5	46.4	51.8	50.4	54.4	53.2
TD Passes	1.4	1.6	2.2	1.4	0.7	1.8	1.9	2.0	1.8	1.5
First Downs	15.0	17.1	17.6	17.7	16.4	15.1	20.5	18.6	21.2	19.6
Points Scored	14.8	16.9	28.4	21.8	17.9	23.2	31.8	24.4	30.8	26.4
Touchdowns	1.9	2.1	3.6	2.9	2.1	2.9	4.0	3.2	3.9	3.1
FG Attempts	1.1	1.7	1.9	1.4	2.1	1.9	2.2	1.6	2.0	2.6
FGs Made	0.5	0.6	1.0	0.6	1.0	1.1	1.2	0.6	1.2	1.4
No. Punts	5.0	4.4	4.1	5.1	5.6	5.2	4.6	4.8	4.2	4.5
Punting Avg.	41.3	36.7	45.4	44.2	38.9	41.3	39.2	40.4	40.9	43.3
Fumbles	1.8	3.3	2.3	2.1	2.8	2.2	1.6	1.9	1.5	2.0
Fumbles Lost	1.4	1.5	1.4	1.1	1.4	1.2	0.7	1.0	1.0	0.9
Penalties	5.2	3.4	4.4	4.8	6.9	5.6	5.9	5.8	5.5	5.8
Yards Penalized	50.0	30.5	45.6	44.8	68.0	50.7	58.9	56.1	53.6	60.0
Yds. Lost Att. to Pass	23.7	18.4	17.4	23.6	35.9	26.4	22.0	21.0	17.8	26.1
Lost Att. to Pass				3.1	4.9	3.9	3.0	3.0	2.4	3.1
DEFENSE	1960	1961	1962	1963	1964	1965	1966	1967	1968	1969
No. Rushes	37.3	32.4	27.6	32.5	31.3	30.1	25.4	24.2	26.4	22.4
Yds. Rushing	186.8	154.4	107.9	149.6	107.4	103.1	84.0	77.2	85.3	75.0
Yds. Passing	177.5	173.6	262.4	230.8	160.4	196.3	170.1	199.3	174.1	189.8
Total Yards	364.3	328.0	370.3	380.4	267.9	299.4	254.1	276.5	259.5	265.5
Pass Att.	32.8	23.3	31.2	28.8	26.9	30.3	32.6	34.4	30.6	32.7
Passes Comp.	13.3	12.0	16.6	14.4	12.3	14.6	15.1	18.6	15.7	16.8
Opp. Had Int.	1.3	1.8	1.4	1.9	1.7	1.3	1.2	2.1	1.9	1.8
Pct. Comp.	49.8	51.5	53.4	50.1	45.6	48.4	46.4	53.9	51.4	51.3
TD Passes	1.8	1.5	2.4	2.2	1.6	1.2	1.2	1.5	1.4	1.6
First Downs	18.0	18.1	19.6	19.0	15.1	17.1	15.8	16.9	14.4	14.5
Points	30.8	27.1	28.7	27.0	20.6	20.0	17.1	19.1	13.3	15.9
Touchdowns	3.8	3.5	3.7	3.4	2.4	2.4	2.1	2.5	1.6	2.0
FG Attempts	2.1	2.0	1.6	2.3	1.9	2.0	2.2	1.6	1.6	1.7
FGs Made	1.4	1.0	0.9	1.1	1.2	1.2	0.9	0.6	0.6	0.6
No. Punts	4.2	3.1	4.5	3.7	5.7	5.1	5.6	5.1	5.5	5.8
Punting Avg.	41.3	45.5	40.6	41.5	43.5	42.9	42.4	42.5	40.5	42.2
Fumbles	1.8	2.1	2.4	1.6	1.9	2.6	1.6	1.9	1.5	1.6
Fumbles Lost	0.9	1.3	1.1	0.8	1.4	1.4	1.0	1.4	1.0	0.8
Penalties	6.0	2.7	4.0	3.7	5.4	3.6	4.5	4.6	3.9	4.1
Yds. Penalized	56.0	25.9	40.6	34.2	55.8	34.5	55.6	50.5	46.9	48.6
Yds. Lost Att. to Pass	14.6	14.6	16.4	11.5	23.2	22.5	30.0	26.2	28.5	32.3
Lost Att. to Pass				1.4	3.2	2.8	4.3	3.2	3.7	3.9

Dallas Cowboys All-Time Leaders

RUSHING

Player	Att.	Yds.	Avg.	Long	TD
Perkins, Don (1961-1968)	1500	6217	4.1	59	42
Reeves, Dan (1965-1969)	480	1813	3.8	67	23
Marsh, Amos (1961-1964)	427	2065	4.8	71	14
Garrison, Walt (1966-1969)	261	1298	5.0	27	8
Meredith, Don (1960-1968)	242	1216	5.0	28	15
Hill, Calvin (1969)	204	942	4.6	55	8

PASSING

Player	Att.	Comp.	Pct.	Yds.	TD	Int.
Meredith, Don (1960-1968)	2308	1170	50.7	17,199	135	111
LeBaron, Eddie (1960-1963)	692	359	51.9	5,331	45	52
Morton, Craig (1966-1969)	585	305	52.1	4,756	40	36
Rhome, Jerry (1965-1968)	75	39	50.2	496	1	3
Staubach, Roger (1969)	47	23	48.9	421	1	2

RECEIVING

Player	No.	Yds.	Avg.	Long	TD
Clarke, Frank (1960-1967)	281	5214	18.6	80	50
Hayes, Bob (1965-1969)	252	4888	19.4	95	49
Howton, Billy (1960-1963)	161	2368	14.7	69	17
Rentzel, Lance (1967-1969)	155	2965	19.0	75	26
Perkins, Don (1961-1968)	146	1310	8.9	39	3
Norman, Pettis (1963-1969)	118	1602	13.6	49	14
Reeves, Dan (1965-1969)	114	1528	13.4	60	17

SCORING

Player	TD	PAT	FG	Total
Hayes, Bob (1965-1969)	53	—	—	318
Clarke, Frank (1960-1967)	51	—	—	306
Perkins, Don (1961-1968)	45	—	—	270
Villanueva, Danny (1965-1967)	—	134	42	260
Reeves, Dan (1965-1969)	40	—	—	240
Clark, Mike (1968-1969)	—	97	37	208

PUNTING

Player	No.	Avg.	Long	Blk.
Sherer, Dave (1960)	57	42.5	67	1
Widby, Ron (1968-1969)	122	42.2	84	0
Baker, Sam (1962-1963)	128	40.5	72	0
Lothridge, Billy (1964)	62	40.3	75	1
Villanueva, Danny (1965-1967)	192	40.3	58	1
Green, Allen (1961)	61	36.7	53	1

INTERCEPTIONS

Player	No.	Yds.	Avg.	Long	TD
Renfro, Mel (1964-1969)	31	420	13.6	90	2
Green, Cornell (1963-1969)	27	474	17.6	55	2
Bishop, Don (1960-1963)	22	364	16.8	57	0
Gaechter, Mike (1962-1969)	21	420	20.0	100	1
Howley, Chuck (1961-1969)	16	248	15.5	58	2
Tubbs, Jerry (1960-1967)	15	176	11.7	44	0
Jordan, Lee Roy (1963-1969)	13	233	18.0	49	2

PUNT RETURNS

Player	No.	Yds.	Avg.	Long	TD
Hayes, Bob (1965-1969)	86	1026	11.9	90	3
Renfro, Mel (1964-1969)	95	765	8.0	69	1
Rentzel, Lance (1967-1969)	24	152	6.3	27	0
Marsh, Amos (1961-1962)	17	75	4.4	19	0
Gaechter, Mike (1962-1964)	14	58	4.1	16	0

KICKOFF RETURNS

Player	No.	Yds.	Avg.	Long	TD
Renfro, Mel (1964-1967)	85	2246	26.4	100	2
Marsh, Amos (1961-1964)	65	1561	20.4	101	1
Garrison, Walt (1966-1969)	41	813	19.8	36	0

FIELD GOALS

Player	Att.	Made	Avg.	Long
Villanueva, Danny (1965-1967)	81	42	.519	41
Clark, Mike (1968-1969)	65	37	.569	50
Baker, Sam (1962-1963)	47	23	.487	53
Van Raaphorst, Dick (1964)	29	14	.483	43
Cone, Fred (1960)	13	6	.462	45
Bielski, Dick (1961)	9	6	.667	42

COWBOYS RECORDS

Team Season Records

	MOST POINTS SCORED	
Cowboys	445 in 1966 — Opponents	402 in 1962
	FEWEST POINTS SCORED	
Cowboys	177* in 1960 — Opponents	186 in 1968
Cowboys	236 in 1961	
	MOST TOUCHDOWNS SCORED	
Cowboys	56 in 1966 — Opponents	52 in 1962
	FEWEST TOUCHDOWNS SCORED	
Cowboys	23* in 1960 — Opponents	23 in 1968
Cowboys	29 in 1961	
	MOST FIRST DOWNS	
Cowboys	297 in 1968 — Opponents	274 in 1962
	FEWEST FIRST DOWNS	
Cowboys	180* in 1960 — Opponents	202 in 1968
Cowboys	211 in 1965	
	MOST FIRST DOWNS RUSHING	
Cowboys	135 in 1968 — Opponents	122 in 1961
	FEWEST FIRST DOWNS RUSHING	
Cowboys	57* in 1960 — Opponents	52 in 1969
Cowboys	87 in 1965	
	MOST FIRST DOWNS PASSING	
Cowboys	143 in 1968 — Opponents	166 in 1962
	FEWEST FIRST DOWNS PASSING	
Cowboys	105* in 1960 — Opponents	97* in 1960
Cowboys	108 in 1965 — Opponents	121 in 1964
	MOST FIRST DOWNS BY PENALTIES	
Cowboys	24 in 1966 — Opponents	27 in 1967
	FEWEST FIRST DOWNS BY PENALTIES	
Cowboys	9 in 1961 & 1962 — Opponents	10 in 1969
	MOST NET YARDS OFFENSE	
Cowboys	5,145 in 1966 — Opponents	5,325 in 1963
	FEWEST NET YARDS OFFENSE	
Cowboys	3,153* in 1960 — Opponents	3,558 in 1966
Cowboys	3,704 in 1964	
	MOST NET YARDS RUSHING	
Cowboys	2,276 in 1969 — Opponents	2,242* in 1960
	FEWEST NET YARDS RUSHING	
Cowboys	1,049* in 1960 — Opponents	1,050 in 1969
Cowboys	1,608 in 1965	
	MOST NET YARDS PASSING	
Cowboys	3,026 in 1968 — Opponents	3,674 in 1962
	FEWEST NET YARDS PASSING	
Cowboys	2,013 in 1964 — Opponents	2,130* in 1960
	— Opponents	2,246 in 1964

	MOST TOTAL YARDS PASSING	
Cowboys	3,331 in 1966 — Opponents	3,904 in 1962
	FEWEST TOTAL YARDS PASSING	
Cowboys	2,388* in 1960 — Opponents	2,305* in 1960
Cowboys	2,516 in 1964 — Opponents	2,571 in 1964
	MOST TIMES TACKLED PASSER	
Cowboys	60 in 1966 — Opponents	68 in 1964
	MOST YARDS LOST ATTEMPTING TO PASS	
Cowboys	503 in 1964 — Opponents	420 in 1966
	FEWEST YARDS LOST ATTEMPTING TO PASS	
Cowboys	243 in 1962 — Opponents	161 in 1963
	MOST FUMBLES	
Cowboys	46 in 1961 — Opponents	37 in 1965
	MOST FUMBLES LOST	
Cowboys	21 in 1961 — Opponents	20 in 1964 & 1965
	FEWEST FUMBLES	
Cowboys	21* in 1960 — Opponents	21* in 1960
Cowboys	21 in 1968 — Opponents	21 in 1968
	FEWEST FUMBLES LOST	
Cowboys	10 in 1966 — Opponents	11* in 1960
	— Opponents	11 in 1963 & 1969
	MOST PASS ATTEMPTS	
Cowboys	422 in 1961 — Opponents	482 in 1967
	FEWEST PASS ATTEMPTS	
Cowboys	354* in 1960 — Opponents	293 in 1960
Cowboys	355 in 1969 — Opponents	326 in 1961
	MOST PASS COMPLETIONS	
Cowboys	217 in 1968 — Opponents	260 in 1967
	FEWEST PASS COMPLETIONS	
Cowboys	163* in 1960 — Opponents	146* in 1960
Cowboys	168 in 1965 — Opponents	168 in 1961
	MOST PASS INTERCEPTIONS	
Cowboys	29 in 1967 — Opponents	33* in 1960
	FEWEST PASS INTERCEPTIONS	
Cowboys	15* in 1960 — Opponents	14 in 1966
Cowboys	17 in 1966	
	MOST PENALTIES	
Cowboys	97 in 1964 — Opponents	75 in 1964
	FEWEST PENALTIES	
Cowboys	47 in 1961 — Opponents	38 in 1961
	MOST YARDS PENALIZED	
Cowboys	952 in 1964 — Opponents	781 in 1964
	FEWEST YARDS PENALIZED	
Cowboys	427 in 1961 — Opponents	362 in 1961
	MOST PUNTS	
Cowboys	78 in 1964 — Opponents	82 in 1969
	FEWEST PUNTS	
Cowboys	57 in 1962 — Opponents	43 in 1961

*12 Games

Team Single-Game Records

MOST POINTS

Cowboys	59	vs. Detroit (59-13)	September 15, 1968
Cowboys	56	vs. Philadelphia (56-7)	October 9, 1966
Opp.	52	St. Louis (52-20)	December 9, 1962
Combined	73	vs. Pittsburgh (52-21)	October 30, 1966

FEWEST POINTS

Cowboys	3	vs. Green Bay (3-13)	October 24, 1965
Opp.	0	Minnesota (28-0)	October 8, 1961
Combined	16	vs. Green Bay (3-13)	October 24, 1965

MOST FIRST DOWNS

Cowboys	32	vs. Philadelphia	October 9, 1966
Opp.	29	Pittsburgh	October 22, 1967

FEWEST FIRST DOWNS

Cowboys	8	vs. Cleveland	October 16, 1960
		vs. Pittsburgh	November 12, 1961
		vs. St. Louis	December 10, 1961
		vs. Green Bay	November 29, 1964
Opp.	5	Philadelphia	November 6, 1966

MOST FIRST DOWNS RUSHING

Cowboys	16	vs. Washington	November 16, 1969
Opp.	15	Cleveland	December 3, 1961
		Pittsburgh	September 23, 1962

FEWEST FIRST DOWNS RUSHING

Cowboys	1	vs. Chicago	November 27, 1960
		vs. St. Louis	October 23, 1960
		vs. San Francisco	November 7, 1965
Opp.	0	Philadelphia	October 9, 1966
		Pittsburgh	October 30, 1966

MOST FIRST DOWNS PASSING

Cowboys	23	vs. San Francisco	November 10, 1963
Opp.	21	Chicago	November 11, 1962

FEWEST FIRST DOWNS PASSING

Cowboys	3	vs. Minnesota	October 20, 1968
		vs. Cleveland	October 16, 1960
		vs. St. Louis	December 10, 1961
		vs. Washington	September 26, 1965
		vs. St. Louis	December 4, 1966
Opp.	2	Philadelphia	November 6, 1966

MOST FIRST DOWNS BY PENALTIES

Cowboys	5	vs. Philadelphia	December 10, 1967
		vs. Detroit	December 11, 1960
Opp.	5	Cleveland	November 21, 1965

MOST NET YARDS TOTAL OFFENSE

Cowboys	652	vs. Philadelphia	October 9, 1966
Opp.	527	St. Louis	December 9, 1962

FEWEST NET YARDS TOTAL OFFENSE

Cowboys	126	vs. St. Louis	December 10, 1961
Opp.	63	Green Bay	October 24, 1965

MOST NET YARDS RUSHING

Cowboys	241	vs. Washington	December 11, 1966
Opp.	289	Philadelphia	October 22, 1961

FEWEST NET YARDS RUSHING

Cowboys	41	vs. San Francisco	November 7, 1965
Opp.	7	Pittsburgh	October 30, 1966

MOST NET YARDS PASSING

Cowboys	440	vs. Philadelphia	October 9, 1966
Opp.	437	Chicago	November 18, 1962

FEWEST NET YARDS PASSING

Cowboys	—10	vs. Green Bay	October 24, 1965
Opp.	—1	Green Bay	October 24, 1965

MOST GROSS YARDS PASSING

Cowboys	460	vs. San Francisco	November 10, 1963
Opp.	466	Chicago	November 18, 1962

FEWEST GROSS YARDS PASSING

Cowboys	42	vs. Green Bay	October 24, 1965
Opp.	61	Green Bay	October 24, 1965

MOST YARDS LOST ATTEMPTING TO PASS

Cowboys	65	vs. New York	October 20, 1963
Opp.	77	Pittsburgh	November 20, 1966

MOST TIMES TACKLING PASSER

Cowboys	12	vs. Pittsburgh	November 22, 1966
Opp.	9	Green Bay	October 24, 1965

MOST FUMBLES

Cowboys	6	vs. Washington	November 19, 1961
		vs. New York	October 11, 1964
Opp.	7	Washington	November 28, 1965

MOST FUMBLES LOST

Cowboys	5	vs. New Orleans	November 3, 1968
Opp.	4	Philadelphia	October 29, 1967
		St. Louis	October 28, 1962
		Washington	September 26, 1965
		Washington	November 28, 1965

MOST PENALTIES

Cowboys	13	vs. Philadelphia	October 13, 1968
		vs. Washington	November 28, 1965
Opp.	11	Chicago	November 1, 1964

FEWEST PENALTIES

Cowboys	0	vs. St. Louis	December 10, 1961
Opp.	0	Pittsburgh	October 21, 1962
		Philadelphia	December 5, 1965

MOST YARDS LOST ON PENALTIES

Cowboys	159	vs. Philadelphia	October 13, 1968
Opp.	149	Los Angeles	November 6, 1960

MOST PUNTS

Cowboys	10	vs. Pittsburgh	November 12, 1961
		vs. Detroit	October 13, 1963
		vs. Cleveland	October 17, 1965
Opp.	11	Los Angeles	September 30, 1962

Miscellaneous Records

INDIVIDUAL

- Most Consecutive Passes Completed**—Don Meredith, 10 vs. Philadelphia, Nov. 17, 1963; Craig Morton, 10 vs. Philadelphia, Oct. 19, 1969.
- Most Consecutive Passes Without an Interception**—Don Meredith, 166; (vs. Phila., Dec. 5, 1965, ended vs. St. Louis, Oct. 16, 1966).
- Most Consecutive Games to Rush for TD**—Dan Reeves, 4 in 1966.
- Most Consecutive Games at Least One Pass Catch**—Bill Howton, 34 (final game of 1960 season, every game in 1961 and 1962, first five games of 1963 season); Lance Rentzel, 34 (last 6 games of 1967 and all of 1968 and 1969).
- Most Consecutive Games to Catch TD Passes**—Frank Clarke, 7 (final game of 1961 season, first six games in '62); Bob Hayes, 7 (final three games of 1965 season, first four games in 1966).
- Most Consecutive Games Kick FG**—Mike Clark, 9 in 1969.
- Most Consecutive Games Intercept Pass**—Don Bishop, 5 in 1961.
- Most Consecutive PATs**—Mike Clark, 80 (all 54 in 1968 and first 26 in 1969).

TEAM

- Most Consecutive Games without losing Fumble**—2 in 1962; 2 in 1964 and 2 in 1966.
- Most Consecutive Games Intercept Pass**—28 (every game in '62 and '63).
- Most Consecutive PATs**—88 ('65, '66, '67).
- PAT record**—21 of 23 in '60—last 17 straight.
29 of 29 in '61—all 29.
50 of 51 in '62—first 33, last 17.
38 of 40 in '63—first 32.
28 of 30 in '64—last 23.
37 of 38 in '65—last 24.
56 of 56 in '66—all 56.
41 of 44 in '67—first 8, last 1.
54 of 54 in '68—all 54.
43 of 44 in '69—first 26, last 17.

Individual Season Records

RUSHING

Most Yards Gained	945 — Don Perkins	1962
Most Carries	222 — Don Perkins	1962
Best Avg. (50 plus carries)	5.6 — Amos Marsh	1962
Most Touchdowns	8 — Don Perkins	1966
	Dan Reeves	1966
	Calvin Hill	1969

PASSING

Most Attempts	344 — Don Meredith	1966
Most Completions	177 — Don Meredith	1966
Most Yards Gained	2,805 — Don Meredith	1966
Most Touchdowns	24 — Don Meredith	1966
Best Percentage	57.2 — Eddie LeBaron	1962
Most Interceptions	25 — Eddie LeBaron	1960
Best Avg. Gain Per Attempt	8.67 — Craig Morton	1969
Poorest Percentage	37.7 — Don Heinrich	1960

RECEIVING

Most Receptions	65 — Frank Clarke	1964
Most Yards Gained	1,232 — Bob Hayes	1966
Most Touchdowns	14 — Frank Clarke	1962
Best Avg. Gn. Per Reception	32.2 — Frank Clarke	1960

SCORING

Most Points	107 — Danny Villanueva	1966
Most Touchdowns	16 — Dan Reeves	1966
Most PATs	56 — Danny Villanueva	1966
Most Field Goals	20 — Mike Clark	1969
Most PAT Attempts	56 — Danny Villanueva	1966
Most FG Attempts	36 — Mike Clark	1969

DEFENSE

Most Unassisted Tackles	97 — Lee Roy Jordan	1968
Most Assisted Tackles	101 — Jerry Tubbs	1960
Most Tackles, Combined	152 — Lee Roy Jordan	1968
Most Intercepted Passes	10 — Mel Renfro	1969
Most Yds. Ret. Int. Passes	211 — Cornell Green (seven int.)	1963
Most Kickoff Returns	40 — Mel Renfro	1964
Most Yds. on Kickoff Returns	1,017 — Mel Renfro	1964
Most Punt Returns	32 — Mel Renfro	1964
Most Yards Punt Returns	418 — Mel Renfro	1964

Individual Single-Game Records

MOST YARDS GAINED RUSHING

Cowboys	150	Calvin Hill vs. Washington	Nov. 16, 1969
Opp.	232	Jimmy Brown, Cleveland	Sept. 22, 1963

MOST CARRIES

Cowboys	27	Calvin Hill vs. Washington	Nov. 16, 1969
Opp.	27	Dick James, Washington	Dec. 17, 1961

LONGEST RUN FROM SCRIMMAGE

Cowboys	73	Amos Bullocks vs. Chicago	Nov. 18, 1962
Opp.	75	Ed Sutton, New York	Dec. 4, 1960

MOST PASSES ATTEMPTED

Cowboys	48	Don Meredith vs. San Francisco	Nov. 10, 1963
Opp.	46	Bill Wade, Chicago	Nov. 18, 1962
		Sonny Jurgensen, Washington	Nov. 13, 1966
		Tarkenton, (43) Wood (3), New York	Dec. 15, 1968

MOST PASSES COMPLETED

Cowboys	30	Don Meredith vs. San Francisco	Nov. 10, 1963
Opp.	28	Bill Wade, Chicago	Nov. 18, 1962
		Kent Nix, Pittsburgh	Oct. 22, 1967

MOST YARDS GAINED PASSING

Cowboys	460	Don Meredith vs. San Francisco	Nov. 10, 1963
Opp.	466	Bill Wade, Chicago	Nov. 18, 1962

MOST TOUCHDOWN PASSES

Cowboys	5	Eddie LeBaron vs. Pittsburgh	Oct. 21, 1962
		Don Meredith vs. New York	Sept. 18, 1966
		Don Meredith vs. Philadelphia	Oct. 9, 1966
		Don Meredith vs. Philadelphia	Sept. 29, 1968
		Craig Morton vs. Philadelphia	Oct. 19, 1969
Opp.	6	Y. A. Tittle, New York	Dec. 16, 1962

LONGEST COMPLETION

Cowboys	95	Don Meredith to Bob Hayes vs. Washington	Nov. 13, 1966
Opp.	88	Sonny Jurgensen to Charley Taylor, Washington	Nov. 16, 1969

(Dallas holds National Football League record for shortest touchdown pass, two inches, Eddie LeBaron to Dick Bielski, vs. Washington, October 9, 1960)

MOST PASSES HAD INTERCEPTED

Cowboys	5	Eddie LeBaron vs. Philadelphia	Sept. 30, 1960
		Eddie LeBaron vs. St. Louis	Nov. 5, 1961
Opp.	5	King Hill, Philadelphia	Sept. 29, 1968

MOST PASS RECEPTIONS

Cowboys	13	Lance Rentzel vs. Washington	Nov. 19, 1967
	11	Bill Howton vs. Philadelphia	Nov. 26, 1961
Opp.	12	J. R. Wilburn, Pittsburgh	Oct. 22, 1967

MOST YARDS LOST ATTEMPTING TO PASS

Cowboys	63	Roger Staubach vs. St. Louis	Sept. 21, 1969
Opp.	66	Ron Smith, Pittsburgh	Nov. 20, 1966

MOST YARDS ON PASS RECEPTIONS

Cowboys	246	Bob Hayes vs. Washington	Nov. 13, 1966
Opp.	195	Raymond Berry, Baltimore	Oct. 30, 1960

MOST TOUCHDOWNS ON PASS RECEPTIONS

Cowboys	3	Frank Clarke vs. Washington	Sept. 16, 1962
		Frank Clarke vs. Pittsburgh	Oct. 21, 1962
		Bob Hayes vs. Philadelphia	Oct. 9, 1966
		Dan Reeves vs. New York	Sept. 18, 1966
		Lance Rentzel vs. Philadelphia	Oct. 19, 1969
Opp.	3	Raymond Berry, Baltimore	Oct. 30, 1960
		Tommy McDonald, Philadelphia	Nov. 26, 1961
		Del Shofner, New York	Nov. 11, 1962
		Joe Walton, New York	Dec. 16, 1962

MOST POINTS SCORED

Cowboys	24	Dan Reeves vs. Atlanta	Nov. 5, 1967
		L. G. Dupre vs. New York	Dec. 4, 1960
		Frank Clarke vs. Washington	Sept. 16, 1962
		Frank Clarke vs. Pittsburgh	Oct. 21, 1962
		Dan Reeves vs. New York	Sept. 18, 1966
		Bob Hayes vs. Philadelphia	Oct. 9, 1966
		Bob Hayes vs. St. Louis	Nov. 23, 1967
Opp.	24	Lance Rentzel vs. Philadelphia	Oct. 19, 1969
		Dick James, Washington	Dec. 17, 1961

MOST TOUCHDOWNS

Cowboys	4	Dan Reeves vs. Atlanta	Nov. 5, 1967
		L. G. Dupre vs. New York	Dec. 4, 1960
		Frank Clarke vs. Washington	Sept. 16, 1962
		Frank Clarke vs. Pittsburgh	Oct. 21, 1962
		Don Perkins vs. New York	Dec. 1, 1963
		Dan Reeves vs. New York	Sept. 18, 1966
		Bob Hayes vs. Philadelphia	Oct. 9, 1966
		Bob Hayes vs. St. Louis	Nov. 23, 1967
		Lance Rentzel vs. Philadelphia	Oct. 19, 1969
		Opp.	4

MOST EXTRA POINTS CONVERTED

Cowboys	8	Mike Clark vs. Detroit	Sept. 15, 1968
Opp.	7	Danny Villanueva vs. Philadelphia	Oct. 9, 1966
		Gerry Perry, St. Louis	Dec. 9, 1962

MOST EXTRA POINTS ATTEMPTED

Cowboys	8	Mike Clark vs. Detroit	Sept. 15, 1968
Opp.	7	Danny Villanueva vs. Philadelphia	Oct. 9, 1966
		Sam Baker, Cleveland	Oct. 16, 1960
		Gerry Perry, St. Louis	Dec. 9, 1962

MOST FIELD GOALS MADE

Cowboys	4	Danny Villanueva vs. Cleveland	Nov. 24, 1966
Opp.	4	Ed Khayat, Washington	Oct. 9, 1960
		Tommy Davis, San Francisco	Nov. 20, 1960
		Sam Baker, Philadelphia	Dec. 5, 1965

MOST FIELD GOALS ATTEMPTED

Cowboys	7	Mike Clark vs. Chicago	Nov. 24, 1968
Opp.	7	Sam Baker, Philadelphia	Dec. 4, 1965

LONGEST FIELD GOAL

Cowboys	53	Sam Baker vs. New York	Nov. 11, 1962
		Sam Baker vs. Pittsburgh	Dec. 8, 1963
Opp.	53	Don Chandler, New York	Dec. 1, 1963
		Lou Michaels, Baltimore	Dec. 3, 1967

COWBOYS DEFENSE

Most unassisted tackles	12	— Lee Roy Jordan vs. St. Louis	Oct. 16, 1966
Most assisted tackles	15	— Jerry Tubbs vs. Chicago	Nov. 27, 1960
Most tackles, combined	20	— Lee Roy Jordan vs. St. Louis	Oct. 16, 1966
Most yds. gn. ret. int.	121	— Mike Gaechter vs. Washington (two)	Nov. 3, 1963
Longest ret. of int. pass	100	— Mike Gaechter vs. Philadelphia	Oct. 14, 1962
Most kickoff returns	8	— Mel Renfro vs. Green Bay	Nov. 29, 1964
Most yds. KO rets.	168	— Mel Renfro vs. Washington (4 returns)	Nov. 22, 1964
Longest KO ret.	101	— Amos Marsh vs. Philadelphia	Oct. 14, 1962
Most punt returns	5	— Mel Renfro vs. Washington	Nov. 13, 1966
Longest punt return	90	— Bob Hayes vs. Pittsburgh	Dec. 8, 1968
Most yds. punt returns	122	— Bob Hayes vs. Pittsburgh (3 returns)	Dec. 8, 1968

COWBOYS ATTENDANCE RECORDS

TOTAL ATTENDANCE

Year	Home Games(No.)	Avg.	Percent Change	Road Games(No.)	Pre-Season Games (No.)	Post-Season Games	Grand Total
1960	—128,500(16)	21,417	—	214,820(16)	120,284(6)	—	463,604
1961	—172,000(7)	24,571	+14.3%	251,443(7)	97,584(5)	—	521,027
1962	—152,446(7)	21,781	—11.4%	278,807(7)	178,683(5)	—	609,936
1963	—188,727(7)	26,961	+23.8%	280,062(7)	214,290(5)	—	683,079
1964	—268,661(7)	38,237	+41.8%	356,339(7)	207,751(5)	—	832,751
1965	—388,912(7)	55,559	+45.3%	366,390(7)	199,395(5)	65,569	1,020,266
1966	—473,373(7)	67,625	+21.7%	408,889(7)	238,186(5)	75,504	1,195,952
1967	—460,476(7)	65,782	—2.7%	402,843(7)	278,511(5)	121,647	1,263,477
1968	—470,110(7)	67,158	+2.09%	401,626(7)	300,909(6)	104,458	1,277,103
1969	—443,352(7)	61,908	—5.07%	434,477(7)	384,095(6)	100,472	1,362,396

*LARGEST CROWDS

Home	
80,259	— Dallas 26, Cleveland 14; Nov. 24, 1966.
76,965	— Dallas 31, St. Louis 17; Dec. 4, 1966.

Away	
84,850	— Cleveland 42, Dallas 10; Nov. 2, 1969.
84,728	— Dallas 17, New Orleans 3; Nov. 3, 1968.

SMALLEST CROWDS

Home	
†10,000	— San Francisco 26, Dallas 14; Nov. 20, 1960.
12,692	— Chicago 34, Dallas 33; Nov. 18, 1962.

Away	
12,695	— Dallas 28, St. Louis 24; Dec. 15, 1963.
14,102	— St. Louis 52, Dallas 20; Dec. 9, 1962.

*Cowboys-Rams played before 87,381 in pre-season, Aug. 8, 1969 in Los Angeles.
 †Estimated; no turnstiles in Cotton Bowl in 1960 and 1961.

Cowboys on Radio

The Dallas Cowboys once again will have the largest radio network in the National Football League, including stations in four states, Texas, Oklahoma, Louisiana and New Mexico.

As in the past KLIF in Dallas and KFJZ in Fort Worth will originate and will feature Bill Mercer and Verne Lundquist.

TEXAS: KWKC, Abilene; KOPY, Alice; KDJW-FM, Amarillo; KACT, Andrews; KOKE-FM, Austin; KLVI & KBPO, Beaumont; KBLT, Big Lake; KBST, Big Spring; KBBB, Borger; KNEL, Brady; KSTB, Breckenridge; KBWD, Brownwood; WTAW & WTAW-FM, Bryan; KTSL, Burnet; KGAS, Carthage; KDET, Center; KCTX, Childress; KVMC, Colorado City; KCOM, Comanche; KEYS, Corpus Christi; KAND, Corsicana; KXIT & KXIT-FM, Dalhart; KLIF, Dallas; KDDD & KDDD-FM, Dumas; KURV, Edinburg; KFJZ & KWXI, Fort Worth; KBRZ, Freeport; KGTN, Georgetown; KGVV, Greenville; KCLW, Hamilton; KPAN & KPAN-FM, Hereford; KHBR & KHBR-FM, Hillsboro; KNUZ, Houston; KSAM & KSAM-FM, Huntsville; KEBE, Jacksonville; KMBL, Junction; KERB, Kermit; KLEN & KLEN-FM, Killeen; KPET, Lamesa; KLUE & KHER, Longview; KCBD, Lubbock; KRBA, Lufkin; KMHT, Marshall; KBUS, Mexia; KNFM, Midland; KMOO, Mineola; KORC, Mineral Wells; KVKM, Monahans; KIMP-FM, Mt. Pleasant; KEE & KEFM, Nacogdoches; KGNB & KNBT, New Braunfels; KBZB, Odessa; KNET, Palestine; KGRO, Pampa; KPLT, Paris; KIUN, Pecos; KVOP, Plainview; KWFR & KIXY, San Angelo; KBER-FM, San Antonio; KIKZ, Seminole; KRRV, Sherman; KBMF, Spearman; KDWT, Stamford; KSST, Sulphur Springs; KXOX, Sweetwater; KYLE, Temple; KTFS, Texarkana; KTUE, Tulia; KDOK & KNUE, Tyler; KBGO, Waco; KNIN, Wichita Falls.

LOUISIANA: KOKA, Shreveport.

NEW MEXICO: KTQM, Clovis; KHOB, Hobbs.

OKLAHOMA: KADA, Ada; KWHW, Altus; KALV, Alva; KWCO, Chickasha; KRHD, Duncan; KSEO & KSEO-FM, Durant; KADS, Elk City; KCRC & KCRC-FM, Enid; KTAT, Frederick; KHEN & KHEN-FM, Henryetta; KSWO, Lawton; KMAD, Madill; KNED & KNED-FM, McAlester; KGLC, Miami; KBIX, Muskogee; KEBC, Oklahoma City; KVLH, Pauls Valley; KOSG, Pawhuska; KLCO & KLCO-FM, Poteau; KOLS & KOLS-FM, Pryor; KGFF, Shawnee; KYRO-FM, Stillwater; KTLQ & KTLQ-FM, Tahlequah; KVIN, Vinita; KWEY, Weatherford; KCNW, Tulsa.

Cowboys Longest Plays

LONG RUNS FROM SCRIMMAGE

- 73—Amos Bullocks vs. Chicago, Nov. 18, 1962 (TD).
- 71—Amos Marsh vs. New York, Oct. 15, 1961.
- 70—Amos Marsh vs. Washington, Nov. 4, 1962.
- 68—Les Shy vs. Philadelphia, Oct. 9, 1966.
- 67—Dan Reeves vs. Washington, Dec. 11, 1966 (TD).
- 64—Jim Stiger vs. Washington, Nov. 22, 1964.
- 59—Don Perkins vs. Pittsburgh, Sept. 27, 1964.
- 56—Frank Clarke vs. New Orleans, Nov. 12, 1967.
- 55—Calvin Hill vs. New Orleans, Nov. 9, 1969.

LONG FORWARD PASSES

- 95—Don Meredith to Bob Hayes vs. Washington, Nov. 13, 1966 (TD).
- 85—Eddie LeBaron to Amos Marsh vs. Los Angeles, Sept. 30, 1962 (TD).
- 84—Don Meredith to Pete Gent vs. Pittsburgh, Oct. 30, 1966 (TD).
- 82—Jerry Rhome to Bob Hayes vs. Philadelphia, Oct. 10, 1965 (TD).
- 80—Eddie LeBaron to Frank Clarke vs. Washington, Dec. 17, 1961 (TD).

LONG PUNTS

- 84—Ron Widby vs. New Orleans, Nov. 3, 1968.
- 75—Billy Lothridge vs. New York, Oct. 11, 1964.
- 75—Sam Baker vs. Los Angeles, Sept. 30, 1962.
- 71—Billy Lothridge vs. St. Louis, Sept. 12, 1964.
- 71—Sam Baker vs. New York, Dec. 16, 1962.

LONG PUNT RETURNS

- 90—Bob Hayes vs. Pittsburgh, Dec. 8, 1968 (TD).
- 69—Bob Hayes vs. St. Louis, Nov. 23, 1967 (TD).
- 69—Mel Renfro vs. Green Bay, Nov. 29, 1964 (TD).
- 63—Bob Hayes vs. New York, Dec. 15, 1968 (TD).
- 51—Mel Renfro vs. Cleveland, Oct. 4, 1964.
- 50—Bob Hayes vs. Washington, Nov. 16, 1969.

LONG KICKOFF RETURNS

- 101—Amos Marsh vs. Philadelphia, Oct. 14, 1962 (TD).
- 100—Mel Renfro vs. San Francisco, Nov. 7, 1965 (TD).
- 87—Mel Renfro vs. Pittsburgh, Oct. 30, 1966 (TD).
- 79—Amos Marsh vs. Washington, Nov. 19, 1961.

LONG INTERCEPTION RETURNS

- 100—Mike Gaechter vs. Philadelphia, Oct. 14, 1962 (TD).
- 90—Mel Renfro vs. St. Louis, Oct. 4, 1965 (TD).
- 86—Mike Gaechter vs. Washington, Nov. 3, 1963.

LONG FUMBLE RETURNS

- 97—Chuck Howley vs. Atlanta, Oct. 2, 1966 (TD).
- 84—Don Bishop vs. St. Louis, Oct. 28, 1962 (TD).
- 63—Jim Ridlon vs. Philadelphia, Dec. 6, 1964 (TD).
- 58—Chuck Howley vs. San Francisco, Nov. 7, 1965.

LONG RETURNS OF FIELD-GOAL ATTEMPTS

- 94—Jerry Norton vs. St. Louis, Dec. 9, 1962 (TD).
- 60—Mike Gaechter vs. Washington, Nov. 28, 1965 (TD).
- 60—Obert Logan vs. New York, Dec. 19, 1965 (TD).

Cowboys Big Days

RUSHING

(includes all 100 yard days)

- 150—Calvin Hill vs. Washington, November 16, 1969 (27 carries)
- 138—Calvin Hill vs. New Orleans, September 28, 1969 (23 carries)
- 137—Don Perkins vs. New York, October 11, 1964 (17 carries)
- 137—Don Perkins vs. St. Louis, October 28, 1962 (24 carries)
- 133—Don Perkins vs. Green Bay, October 24, 1965 (22 carries)
- 123—Don Perkins vs. Cleveland, December 3, 1961 (20 carries)
- 117—Amos Marsh vs. Cleveland, December 2, 1962 (17 carries)
- 114—Dan Reeves vs. Cleveland, September 17, 1967 (18 carries)
- 111—Don Perkins vs. Cleveland, November 24, 1966 (23 carries)
- 111—Don Perkins vs. Atlanta, November 5, 1967 (21 carries)
- 109—Calvin Hill vs. New Orleans, November 9, 1969 (13 carries)
- 109—Amos Marsh vs. Washington, November 4, 1962 (10 carries)
- 109—Don Perkins vs. Washington, September 29, 1963 (25 carries)
- 108—Don Perkins vs. Minnesota, September 24, 1961 (17 carries)
- 108—Don Perkins vs. Pittsburgh, October 21, 1962 (20 carries)
- 108—Dan Reeves vs. Washington, December 11, 1966 (10 carries)
- 103—Don Perkins vs. Washington, November 17, 1968 (13 carries)
- 102—Walt Garrison vs. New York, October 27, 1969 (16 carries)

PASSING

- 460—Don Meredith vs. 49ers, Nov. 10, 1963 (30 of 48).
- 406—Don Meredith vs. Redskins, Nov. 13, 1966 (21 of 29).
- 394—Don Meredith vs. Eagles, Nov. 6, 1966 (14 of 24).
- 358—Don Meredith vs. Giants, Sept. 18, 1966 (14 of 24).
- 345—Eddie LeBaron vs. Steelers, Sept. 24, 1960 (15 of 28).
- 326—Don Meredith vs. Cardinals, Dec. 11, 1965 (16 of 30).
- 306—Don Meredith vs. Eagles, Oct. 13, 1968 (21 of 38).
- 302—Don Meredith vs. Eagles, Nov. 17, 1963 (25 of 33).
- 296—Eddie LeBaron vs. Redskins, Oct. 9, 1960 (21 of 37).
- 296—Don Meredith vs. Giants, Oct. 11, 1964 (21 of 41).

RECEIVING

- 246—Bob Hayes vs. Redskins, Nov. 13, 1966 (9 catches).
- 241—Frank Clarke vs. Redskins, Sept. 16, 1962 (10 catches).
- 223—Lance Rentzel vs. Redskins, Nov. 19, 1967 (13 catches).
- 195—Bob Hayes vs. Giants, Sept. 18, 1966 (6 catches).
- 190—Frank Clarke vs. 49ers, Nov. 10, 1963 (8 catches).
- 177—Bob Hayes vs. Eagles, Oct. 10, 1965 (8 catches).
- 170—Bob Hayes vs. Steelers, Oct. 22, 1967 (7 catches).
- 168—Frank Clarke vs. Giants, Oct. 20, 1963 (4 catches).
- 159—Frank Clarke vs. Redskins, Dec. 17, 1961 (4 catches).

Cowboys All-Time Results

LEAGUE PLAY

* — Designates Home Games

1960

Tom Landry, Head Coach		
L	*28 Pittsburgh (30,000)	35
L	*25 Philadelphia (18,500)	27
L	*14 Washington (21,142)	26
L	*7 Cleveland (28,500)	48
L	*10 St. Louis (23,128)	12
L	*7 Baltimore (25,500)	45
L	*13 Los Angeles (16,000)	38
L	*7 Green Bay (32,294)	41
L	*14 San Francisco (10,000)	26
L	*7 Chicago (39,951)	17
T	31 New York (55,033)	31
L	14 Detroit (43,272)	23
L	177 W-0, L-11, T-1	369

1961

Tom Landry, Head Coach		
W	*27 Pittsburgh (23,500)	24
W	*21 Minnesota (20,500)	7
L	*7 Cleveland (43,638)	25
W	28 Minnesota (33,070)	0
L	*10 New York (41,500)	31
L	*7 Philadelphia (25,000)	43
W	*17 New York (60,254)	16
L	*17 St. Louis (20,500)	31
L	*7 Pittsburgh (17,519)	37
T	*28 Washington (17,500)	28
L	*13 Philadelphia (60,127)	35
L	*17 Cleveland (23,500)	38
L	*13 St. Louis (15,384)	31
L	*24 Washington (21,451)	34
L	236 W-4, L-9, T-1	380

1962

Tom Landry, Head Coach		
T	*35 Washington (15,730)	35
L	*28 Pittsburgh (19,478)	30
W	27 Los Angeles (26,907)	17
L	10 Cleveland (44,040)	19
W	*41 Philadelphia (18,645)	19
W	42 Pittsburgh (23,106)	27
L	*24 St. Louis (16,027)	28
W	38 Washington (49,888)	10
L	*10 New York (45,668)	41
L	*33 Chicago (12,692)	34
L	14 Philadelphia (58,070)	28
W	*45 Cleveland (24,226)	21
L	20 St. Louis (14,102)	52
L	31 New York (62,694)	41
L	398 W-5, L-8, T-1	402

1963

Tom Landry, Head Coach		
L	*7 St. Louis (36,432)	34
L	*24 Cleveland (28,710)	41
L	17 Washington (40,101)	21
L	21 Philadelphia (60,671)	24
W	*17 Detroit (27,264)	14
L	21 New York (62,889)	37
L	21 Pittsburgh (19,047)	27
W	*35 Washington (18,838)	20
L	24 San Francisco (29,563)	31
W	*27 Philadelphia (23,694)	20
L	17 Cleveland (55,096)	27
L	*27 New York (29,653)	34
L	*19 Pittsburgh (24,136)	24
W	28 St. Louis (12,695)	24
L	305 W-4, L-10, T-0	378

1964

Tom Landry, Head Coach		
L	*6 St. Louis (36,605)	16
W	*24 Washington (25,158)	18
L	17 Pittsburgh (35,594)	23
L	6 Cleveland (72,062)	27
T	*13 New York (33,324)	13
L	*16 Cleveland (37,456)	20
W	31 St. Louis (28,253)	13
W	24 Chicago (47,527)	10
W	31 New York (63,031)	21
L	*14 Philadelphia (55,972)	17
L	16 Washington (49,219)	28
L	*21 Green Bay (44,975)	45
L	14 Philadelphia (60,671)	24
W	*17 Pittsburgh (35,271)	14
L	250 W-5, L-8, T-1	289

1965

Tom Landry, Head Coach		
W	*31 New York (59,366)	2
W	*27 Washington (61,577)	7
L	13 St. Louis (32,034)	20
L	*24 Philadelphia (56,249)	35
L	17 Cleveland (80,451)	23
L	3 Green Bay (48,311)	13
L	13 Pittsburgh (37,804)	22
W	*39 San Francisco (39,677)	31
W	*24 Pittsburgh (57,293)	17
L	*17 Cleveland (76,251)	24
L	31 Washington (50,205)	34
W	21 Philadelphia (54,714)	19
W	*27 St. Louis (38,499)	13
W	38 New York (62,871)	20
L	325 W-7, L-7, T-0	280
PLAY-OFF BOWL GAME (Miami)		
L	3 Baltimore (65,569)	35

1966

Tom Landry, Head Coach	
W *52	New York (60,010) 7
W *28	Minnesota (64,116) 17
W 47	Atlanta (56,990) 14
W *56	Philadelphia (69,372) 7
T *10	St. Louis (50,673) 10
L 21	Cleveland (84,721) 30
W *52	Pittsburgh (58,453) 21
L 23	Philadelphia (60,658) 24
W 31	Washington (50,927) 30
W 20	Pittsburgh (42,185) 7
W *26	Cleveland (80,259) 14
W *31	St. Louis (76,965) 17
L *31	Washington (64,198) 34
W 17	New York (62,735) 7
445	W-10, L-3, T-1 239

1966 CHAMPIONSHIP GAME (Dallas)

L 27	Green Bay (75,504) 34
------	-----------------------------

1967

Tom Landry, Head Coach	
W 21	Cleveland (81,039) 14
W *38	New York (66,209) 24
L *13	Los Angeles (75,229) 35
W 17	Washington (50,566) 14
W *14	New Orleans (64,128) 10
W 24	Pittsburgh (39,641) 21
L 14	Philadelphia (60,740) 21
W *37	Atlanta (54,751) 7
W 27	New Orleans (83,437) 10
L *20	Washington (75,538) 27
W *46	St. Louis (68,787) 21
L 17	Baltimore (60,238) 23
W *38	Philadelphia (55,834) 17
L 16	San Francisco (27,182) 24
342	W-9, L-5, T-0 268

1967 EASTERN CHAMPIONSHIP GAME (Dallas)

W 52	Cleveland (70,786) 14
------	-----------------------------

1967 CHAMPIONSHIP GAME (Green Bay)

L 17	Green Bay (50,861) 21
------	-----------------------------

All Time Record (Does not include three Eastern Play-Off games, two NFL Championship games or three Play-Off Bowl games) Won 67, Lost 65, Tied 6, Cowboys 3278, Opponents 3014.

1968

Tom Landry, Head Coach	
W *59	Detroit (61,382) 13
W *28	Cleveland (68,733) 7
W 45	Philadelphia (60,858) 13
W 27	St. Louis (48,296) 10
W *34	Philadelphia (72,083) 14
W 20	Minnesota (47,644) 7
L *17	Green Bay (74,604) 28
W 17	New Orleans (84,728) 3
L *21	New York (72,163) 27
W 44	Washington (50,816) 24
W 34	Chicago (46,667) 3
W *29	Washington (66,076) 20
W *28	Pittsburgh (55,069) 7
W 28	New York (62,617) 10
431	W-12, L-2, T-0 186

1968 EASTERN CHAMPIONSHIP GAME (Cleveland)

L 20	Cleveland (81,497) 31
------	-----------------------------

PLAY-OFF BOWL GAME (Miami)

W 17	Minnesota (22,961) 13
------	-----------------------------

1969

Tom Landry, Head Coach	
W *24	St. Louis (62,134) 3
W 21	New Orleans (79,567) 17
W 38	Philadelphia (60,658) 7
W 24	Atlanta (54,833) 17
W *49	Philadelphia (71,509) 14
W *25	New York (58,964) 3
L 10	Cleveland (84,850) 42
W *33	New Orleans (68,282) 17
W 41	Washington (50,474) 28
L 23	Los Angeles (79,105) 24
T *24	San Francisco (62,348) 24
W 10	Pittsburgh (24,990) 7
W *27	Baltimore (63,191) 10
W *20	Washington (56,924) 10

1969 EASTERN CHAMPIONSHIP GAME (Dallas)

L 14	Cleveland (69,321) 38
------	-----------------------------

PLAY-OFF BOWL GAME (Miami)

L 0	Los Angeles (31,151) 31
-----	-------------------------------

No. 1 Draft Choices (1960-1970)

- 1960—Billy Cannon, hb, LSU, Los Angeles
- 1961—Tommy Mason, hb, Tulane, Minnesota
- 1962—Ernie Davis, hb, Syracuse, Washington
- 1963—Terry Baker, qb, Oregon State, Los Angeles
- 1964—Dave Parks, e, Texas Tech, San Francisco
- 1965—Tucker Frederickson, hb, Auburn, New York
- 1966—Tom Nobis, lb, Texas, Atlanta
- 1967—Bubba Smith, t, Michigan State, Baltimore
- 1968—Ron Yary, t, USC, Minnesota
- 1969—O. J. Simpson, rb, S. Calif., Buffalo
- 1970—Terry Bradshaw, qb, Louisiana Tech, Pittsburgh

Cowboys Honors

COLLEGE ALL-STAR GAME

- 1960—Fred Doelling, DB, Penn.; Don Meredith, QB, S.M.U.; Jim Mooty, RB, Arkansas; Don Perkins, OHB, New Mexico; Paul Rochester, DT, Mich. St.
- 1961—Glynn Gregory, OE, SMU; Robert Lilly, DT, TCU.
- 1962—Bobby Plummer, G, T.C.U.
- 1963—Sonny Gibbs, QB, TCU; Lee Roy Jordan, LB, Alabama.
- 1964—Mel Renfro, DHB, Oregon; Perry Lee Dunn, DHB, Mississippi.
- 1965—Bob Hayes, OHB, Florida A&M; Craig Morton, QB, California; Ralph Neely, OT, Oklahoma; Malcolm Walker, C, Rice; Russell Wayt, LB, Rice.
- 1966—Walt Garrison, HB, Oklahoma State; John Niland, G, Iowa.
- 1967—Phil Clark, DB, Northwestern; Curtis Marker, G, Northern Michigan.
- 1968—Dennis Homan, FL, Alabama; D. D. Lewis, LB, Mississippi State.
- 1969—Calvin Hill, RB, Yale.

PRO BOWL

- 1961—Jim Doran, OE, (1).
- 1962—Dick Bielski, OE, (1); Don Perkins, OHB.
- 1963—Don Bishop, DHB, (1); Eddie LeBaron, QB, (1); Robert Lilly, DE; Don Perkins, OHB; Jerry Tubbs, LB, (1).
- 1964—Sam Baker, Kicker, (1); Lee Folkins, OE, (1); Don Perkins, OHB.
- 1965—Robert Lilly, DT; Mel Renfro, DHB.
- 1966—Cornell Green, DB; Mel Renfro, DB; Chuck Howley, LB; George Andrie, DE; Bob Lilly, DT; Bob Hayes, OE.
- 1967—George Andrie, DE; Cornell Green, DB; Bob Hayes, OE; Chuck Howley, LB; Bob Lilly, DT; Dave Manders, C, (1); Don Meredith, QB; Don Perkins, RB; Mel Renfro, DB.
- 1968—George Andrie, DE; Cornell Green, DB; Bob Hayes, WR, (3); Chuck Howley, LB; Lee Roy Jordan, LB; Robert Lilly, DT; Ralph Neely, OT; Don Perkins, RB; Mel Renfro, DB.
- 1969—George Andrie, DE; Chuck Howley, LB; Lee Roy Jordan, LB; Bob Lilly, DT; Don Meredith, QB, (2); John Niland, G; Don Perkins, RB, (6); Mel Renfro, DB.
- 1970—George Andrie, DE, (4); Calvin Hill, RB, (1); Chuck Howley, LB, (5); Lee Roy Jordan, LB, (3); Bob Lilly, DT, (7); Ralph Neely, OT, (2); John Niland, G, (2); Mel Renfro, CB, (6).

ALL PRO

- 1962—Don Perkins, OHB, (1), (AP, NEA); Jerry Tubbs, LB, (1), (Sporting News).
- 1963—Chuck Howley, LB (Sporting News).
- 1964—Frank Clarke, OE, (1), (AP); Robert Lilly, DT (AP, UPI, NEA); Jim Ridlon, DHB, (1), (Sporting News).
- 1965—Robert Lilly, DT (AP, UPI, NEA, Spt. News); Mel Renfro, DB (NEA, Spt. News); Bob Hayes, OE (Spt. News).
- 1966—Bob Hayes, OE (AP, UPI, NEA, Spt. News); Robert Lilly, DT (AP, UPI, NEA, Spt. News); Chuck Howley, LB (AP, UPI, NEA); Cornell Green, DB (AP, NEA, Spt. News); Dan Reeves, OHB, (1), (Spt. News); Ralph Neely, OT (Spt. News); Lee Roy Jordan, LB, (1), (Spt. News).

- 1967—George Andrie, DE, (1), (Spt. News); Cornell Green, DB (NEA, UPI, AP, Spt. News); Bob Hayes, OE (Spt. News); Chuck Howley, LB (AP, Spt. News); Robert Lilly, DT (NEA, UPI, AP, Spt. News); Ralph Neely, OT (UPI, AP, Spt. News); Mel Renfro, DB (Spt. News).
- 1968—Cornell Green, DB (NEA); Bob Hayes, WR, (4), (AP); Chuck Howley, LB (AP, NEA); Bob Lilly, DT (AP, UPI, NEA); Ralph Neely, OT (AP, UPI, NEA).
- 1969—Cornell Green, DB, (4), (UPI); Calvin Hill, RB, (1), (AP, UPI); Chuck Howley, LB, (5), (AP, UPI, NEA); Bob Lilly, DT, (6), (AP, NEA); Ralph Neely, OT, (4), (AP, UPI, NEA); John Niland, G, (1), (AP); Mel Renfro, CB, (3), (NEA).

1969 All-NFL Selections

(Selected by Associated Press, United Press International and Newspaper Enterprises Association).

OFFENSE

Roy Jefferson, Pittsburgh (AP, UPI, NEA)
 Gary Collins, Cleveland (AP, UPI)
 Dan Abramowicz, New Orleans (AP)
 Paul Warfield, Cleveland (NEA)
 Jerry Smith, Washington (AP, UPI, NEA)
 Bob Brown, Los Angeles (AP, UPI, NEA)
RALPH NEELY, DALLAS (AP, UPI, NEA)
 Gene Hickerson, Cleveland (AP, UPI)
 Tom Mack, Los Angeles (UPI, NEA)
JOHN NILAND, DALLAS (AP)
 Gale Gillingham, Green Bay (NEA)
 Mick Tingelhoff, Minnesota (AP, UPI, NEA)
 Roman Gabriel, Los Angeles (AP, UPI)
 Sonny Jurgensen, Washington (NEA)
 Gale Sayers, Chicago (AP, UPI, NEA)
CALVIN HILL, DALLAS (AP, UPI)
 Leroy Kelly, Cleveland (NEA)

Wide Receiver
 Wide Receiver
 Wide Receiver
 Wide Receiver
 Tight End
 Tackle
TACKLE
 Guard
 Guard
GUARD
 Guard
 Center
 Quarterback
 Quarterback
 Running Back
RUNNING BACK
 Running Back

DEFENSE

Deacon Jones, Los Angeles (AP, UPI, NEA)
 Carl Eller, Minnesota (AP, UPI, NEA)
 Merlin Olsen, Los Angeles (AP, UPI, NEA)
BOB LILLY, DALLAS (AP, NEA)
 Alan Page, Minnesota (UPI)
 Dick Butkus, Chicago (AP, UPI, NEA)
CHUCK HOWLEY, DALLAS (AP, UPI, NEA)
 Dave Robinson, Green Bay (AP, UPI, NEA)
 Lem Barney, Detroit (AP, UPI, NEA)
 Herb Adderley, Green Bay (AP)
CORNELL GREEN, DALLAS (UPI)
 Jim Johnson, San Francisco (NEA)
 Larry Wilson, St. Louis (AP, UPI, NEA)
 Eddie Meador, Los Angeles (AP, UPI)
MEL RENFRO, DALLAS (NEA)

End
 End
 Tackle
TACKLE
 Tackle
 Linebacker
LINEBACKER
 Linebacker
 Cornerback
 Cornerback
CORNERBACK
 Cornerback
 Safety
 Safety
SAFETY

1969 NFL League Leaders

RUSHING

Player, Team—	Att.	Yds.	Avg.	Lg.	TD
Gale Sayers, Chicago	236	1,032	4.4	28	8
Calvin Hill, Dallas	204	942	4.6	55	8
Tom Matte, Baltimore	235	909	3.9	26	11
Larry Brown, Washington	202	888	4.4	57	4
Tom Woodeshick, Philadelphia	186	831	4.5	21	4
Walt Garrison, Dallas	176	818	4.6	21	2
Leroy Kelly, Cleveland	196	817	4.2	31	9
Andy Livingston, New Orleans	181	761	4.2	18	5
Jim Butler, Atlanta	163	655	4.0	39	3

PASSING

Player, Team—	Att.	Comp.	Pct.	Yds.	TD	Int.
<i>Sonny Jurgensen, Wash.</i>	442	274	62.0	3,102	22	15
<i>Bart Starr, Green Bay</i>	148	92	62.2	1,161	9	6
<i>Fran Tarkenton, New York</i>	409	220	53.8	2,918	23	8
<i>Roman Gabriel, L. A.</i>	399	217	54.4	2,549	24	7
Craig Morton, Dallas	302	162	53.6	2,619	21	15
Bill Nelsen, Cleveland	352	190	54.0	2,743	23	19
John Brodie, S. F.	347	194	55.9	2,405	16	15

RECEIVING

Player, Team—	No.	Yds.	Avg. Gn.	Lg.	TD
Dan Abramowicz, New Orleans	73	1,015	13.9	49	7
Charlie Taylor, Washington	71	883	12.4	88	8
Roy Jefferson, Pittsburgh	67	1,079	16.1	63	9
Harold Jackson, Philadelphia	65	1,116	17.2	65	9
Dave Williams, St. Louis	56	702	12.5	61	7
Charley Harraway, Washington	55	489	8.9	64	3
Gary Collins, Cleveland	54	786	14.6	48	11
Jerry Smith, Washington	54	682	12.6	28	9
John Gilliam, St. Louis	52	997	19.2	84	9

SCORING

Player, Team—	TD	PAT	FG	Tot.
Fred Cox, Minnesota	0	43	26	121
Mike Clark, Dallas	0	43	20	103
Bruce Gossett, Los Angeles	0	36	22	102
Errol Mann, Detroit	0	26	25	101
Tom Dempsey, New Orleans	0	33	22	99
Curt Knight, Washington	0	35	16	83
Don Cockroft, Cleveland	0	45	12	81
Sam Baker, Philadelphia	0	31	16	79
Bob Etter, Atlanta	0	33	15	78
Tom Matte, Baltimore	13	0	0	78
Lance Rentzel, Dallas	13	0	0	78

PUNTING

Player, Team—	No.	Avg.	Lg.	Had Blocked
David Lee, Baltimore	57	45.3	66	0
Ron Widby, Dallas	63	43.3	62	0
Bobby Walden, Pittsburgh	77	42.3	61	0
Mike Bragg, Washington	70	42.2	63	2
Billy Lothridge, Atlanta	69	41.2	57	0
Olie Cordill, New Orleans	42	40.9	58	1
Pat Studstill, Los Angeles	80	40.7	60	0

INTERCEPTIONS

Player, Team—	No.	Yds.	Avg.	Lg.	TD
Mel Renfro, Dallas	10	118	11.8	41	0
Lem Barney, Detroit	8	126	15.8	32	0
Bobby Bryant, Minnesota	8	97	12.1	56	0
Earsell Mackbee, Minnesota	6	100	16.7	38	0
Mike Howell, Cleveland	6	21	3.5	11	0
Dick LeBeau, Detroit	6	15	2.5	8	0
Herb Adderley, Green Bay	5	169	33.8	80	1

PUNT RETURNS

Player, Team—	No.	Yds.	Avg.	Lg.	TD
Alvin Haymond, Los Angeles	33	435	13.2	52	0
Rickie Harris, Washington	14	158	11.3	86	1
Bob Hayes, Dallas	18	179	9.9	50	0
Al Dodd, New Orleans	15	106	7.1	21	0
Bill Bradley, Philadelphia	28	181	6.5	37	0
Charlie West, Minnesota	39	245	6.3	55	0
Mel Renfro, Dallas	15	80	5.3	34	0

KICKOFF RETURNS

Player, Team—	No.	Yds.	Avg.	Lg.	TD
Bobby Williams, Detroit	17	563	33.1	96	1
Jim Duncan, Baltimore	19	560	29.5	92	1
Bo Scott, Cleveland	25	722	28.9	65	0
Don Shy, New Orleans	16	447	27.9	57	0
Dave Hampton, Green Bay	22	582	26.5	87	1
MacArthur Lane, St. Louis	20	523	26.2	69	0
Clinton Jones, Minnesota	17	444	26.1	71	0
Don McCall, Pittsburgh	21	532	25.3	101	1

Historical Highlights

1960

NFL FRANCHISE—Clint Murchison, Jr., and Bedford Wynne were awarded an expansion franchise in the NFL at the annual league meeting in Miami Beach, Fla. The Cowboys were to play as a "swing" team, playing every other team one time during their first season, although listed in the Western Conference standings (January 28).

COWBOYS STOCKED—A player pool was set up in a league meeting at L.A., with each of 12 NFL teams freezing 25 names on its roster and the Cowboys allowed to pick three from each team for a total of 36 veterans. Dallas, once given the list, had to select its 36 players within 24 hours (March 13).

TRAINING STARTS—Rookies report to first Cowboys camp at Pacific U., in Forest Grove, Oregon (July 9).

FIRST PRE-SEASON GAME—The Cowboys, less than six months in existence, get their first test and drop a 10-16 pre-season game to San Francisco in Seattle (August 6).

FIRST HOME GAME—In their Dallas debut, in the Salesmanship Club pre-season game, the Cowboys led the World Champion Baltimore Colts into the final minute before a 71-yard pass from Johnny Unitas to Lenny Moore gave the Colts a 14-10 victory (August 19).

FIRST VICTORY—In a pre-season game at Louisville, Ky., the Cowboys beat New York's Giants, 14-3, with Frank Clarke catching touchdown passes of 73 yards (Eddie LeBaron) and 74 yards (Don Meredith). (August 27).

FIRST LEAGUE GAME—In their first league game, Dallas fell to Pittsburgh, 35-28, with Bobby Layne leading a fourth period Steeler rally (Sept. 24, Saturday night).

STREAK SNAPPED—Dallas snaps a 10-game loss streak by tying New York, 31-31, at Yankee Stadium (Dec. 4).

1961

TRAINING STARTS—Rookies launch training at new campsite—St. Olaf College in Northfield, Minn. (July 9).

FIRST LEAGUE WIN—Scoring ten points in the final 56 seconds, the Cowboys score their first NFL victory, 27-24, over Pittsburgh in the '61 league opener in the Cotton Bowl. Allen Green's 27-yard field goal on the game's final play won it before 23,500 (Sept. 17).

1962

TRAINING STARTS—Team begins training at new campsite—Northern Michigan College in Marquette, Mich. (July 13).

PENALTY HISTORY—For the first time in anyone's memory in an NFL game, points were awarded for a penalty. The Cowboys were

detected holding in the end zone on a 99-TD pass from LeBaron to Clarke, and Pittsburgh was awarded a safety. The Steelers eventually won, 30-28 (Sept. 23).

100-YARD FIRSTS—Cowboys Amos Marsh returned a kickoff 101 yards and Mike Gaechter returned a pass interception 100 yards, both plays for fourth quarter TD's in a 41-19 win over Philadelphia in Dallas. It was the first time in NFL history that two 100-yard runs had been made in the same game, much less by the same team in the same quarter (Oct. 14).

1963

SHIFT TO KANSAS CITY—The rival Dallas Texans of the AFL announce they are moving the franchise to Kansas City (Feb. 8).

CALIFORNIA TRAINING SITE—The Cowboys open training at California Lutheran College in Thousand Oaks, Calif. (July 12).

HOWTON SETS RECORD—Bill Howton broke Don Hutson's all-time receiving mark with a 14-yard catch against Washington (there). Hutson's record was 7,991 yards and the catch gave Howton an even 8,000 yards (Sept. 29).

ANOTHER HOWTON MARK—Howton breaks another Hutson mark by catching his 490th NFL pass, against NY in Yankee Stadium (Oct. 20). Howton went on to stretch his career total to 503 for 8,459 yards during 1963, then retired.

1964

LANDRY CONTRACT—With one year to go on his original contract, Tom Landry is signed to a ten-year extension, in effect giving him an 11-year pact, possibly the longest in major pro sports history (Feb. 5).

1965

NEELY AWARDED TO COWBOYS—A U.S. District Court Judge ruled the contract of Oklahoma tackle Ralph Neely with Houston invalid. Neely had signed with Houston before the Gator Bowl game; Dallas signed Neely on Jan. 1 (June 22).

FIRST SELLOUT—An overflow crowd of 76,251 jams the Cotton Bowl for the Cleveland game, notching the team's first home sellout. Cleveland won, 24-17 (Nov. 21).

1966

PLAYOFF BOWL—After defeating New York, 38-20, in the season finale (and winning five of their last seven games) to get into the Playoff Bowl at Miami, the Cowboys fall to Baltimore, 35-3 (Jan. 15).

NEELY DECISION REVERSED—U. S. Circuit Court of Appeals in Denver reverses District Court decision, awards tackle Ralph Neely to Houston (May 18).

MERGER—Peace comes to pro football with Cowboys GM Tex Schramm completing two months of negotiations with AFL's Lamar

Hunt, resulting in merger of the two leagues under the NFL banner (June 8).

SCHRAMM ELEVATED — Texas E. Schramm, Vice-President and General Manager of the Cowboys from the beginning, was named *President of the club by owner Clint Murchison, Jr.*, who retained the title of Chairman of the Board.

NEELY CASE SOLVED — Dallas and Houston reached agreement in the Ralph Neely case. Neely remained with Dallas with Houston receiving the Cowboys Nos. 1, 2 and two fifth place picks in the 1967 draft (Nov. 17).

THE CHAMPIONSHIP — The Cowboys won their first championship, capturing the Eastern Conference title with a 10-3-1 record, but lost the NFL Championship Game to Green Bay, 34-27.

1967

TEXAS STADIUM — On Dec. 23, owner Clint Murchison, Jr., formally announced plans to build Texas Stadium in suburban Irving. The stadium, to be financed through a bond-option plan, would be ready for the 1970 season. The stadium would seat a minimum of 58,000.

SECOND CHAMPIONSHIP — Under the NFL's new format, the Cowboys easily won the Capitol Division and defeated Cleveland, Century Division winner, 52-14, in the Cotton Bowl for the Eastern conference championship. However, on Dec. 31 in Green Bay, the Cowboys lost their second bid for an NFL title, falling to the Packers, 21-17, in the 13 degree below weather.

1968

TEXAS STADIUM — On December 26th, the Tecon Corporation bid of \$17,964,000.00 was accepted by the Irving City Council and it was full speed ahead.

WIN CAPITOL — For the second straight year the Cowboys won the Capitol Division, but for the first time in three years the Cowboys did not win the Eastern Championship, being upset at Cleveland, 31-20, on December 21st. Dallas won the Runner-Up Bowl over Minnesota, 17-13.

1969

TEXAS STADIUM — On June 29th, Bert Rose was named general manager of Texas Stadium.

ORIGINALS RETIRE — An era ended for the Cowboys in July. On July 5th at a press conference in Dallas, quarterback Don Meredith, the last of the original Cowboys, announced his retirement. Then, on July 18th, the day the veterans were to report to training camp, all-time rushing great Don Perkins officially retired.

REPEAT CAPITOL WINS — Once again the Cowboys rolled to the Capitol Division Championship with an 11-2-1 season. However, the Cowboys failed to win the Eastern Championship when on Dec. 28, the Cowboys lost to Cleveland, 38-14, in the Cotton Bowl. Dallas lost the Playoff Bowl game in Miami to Los Angeles, 31-0.

Cowboys All-Time Pre-Season Results

1960 (1-5-0)

10	San Francisco (22,000)	@ Seattle	16
13	St. Louis (14,000)	@ San Antonio	20
10	Baltimore (40,000)	@ Dallas	14
14	New York (10,663)	@ Louisville	3
14	Los Angeles (13,500)	@ Pendleton	49
23	Green Bay (20,121)	@ Minn.	28

1961 (2-3-0)

38	Minnesota (4,954)	@ Sioux Falls	13
7	Green Bay (30,000)	@ Dallas	30
10	N. Y. (21,500)	@ Albuquerque	28
35	Baltimore (19,000)	@ Norman	24
10	S. F. (22,130)	@ Sacramento	24

1962 (0-5-0)

7	Green Bay (54,500)	@ Dallas	31
24	Detroit (77,683)	@ Cleveland	35
10	Baltimore (14,000)	@ Roanoke	24
7	S. F. (20,000)	@ Sacramento	26
26	Minnesota (12,500)	@ Atlanta	45

1963 (3-2-0)

17	Los Angeles (70,675)	@ L. A.	14
10	Green Bay (53,121)	@ Dallas	31
17	Los Angeles (29,349)	@ Portland	20
37	S. F. (9,927)	@ Bakersfield	24
27	Detroit (51,218)	@ New Orleans	17

1964 (1-4-0)

6	Los Angeles (57,450)	@ L. A.	17
34	S. F. (24,679)	@ Portland	23
16	Los Angeles (30,565)	@ Portland	25
3	Green Bay (60,057)	@ Dallas	35
6	Chicago (35,000)	@ New Orleans	21

1965 (2-3-0)

0	Los Angeles (31,579)	@ L. A.	9
7	San Francisco (24,837)	@ Portland	27
21	Green Bay (67,954)	@ Dallas	12
17	Minn. (41,500)	@ Birmingham	57
34	Chicago (33,525)	@ Tulsa	21

1966 (5-0-0)

24	San Francisco (28,899)	@ S. F.	13
20	Los Angeles (44,217)	@ L. A.	10
21	Green Bay (75,504)	@ Dallas	3
20	Detroit (31,250)	@ Tulsa	10
28	Minnesota (58,316)	@ Dallas	24

1967 (2-3-0)

6	Los Angeles (57,595)	@ L. A.	20
30	San Francisco (31,212)	@ S. F.	24
3	Green Bay (78,087)	@ Dallas	20
30	Houston (53,125)	@ Houston	17
7	Baltimore (58,492)	@ Dallas	33

1968 (3-3-0)

24	Chicago (14,578)	@ Canton	30
16	San Francisco (27,530)	@ S. F.	14
42	Los Angeles (64,978)	@ L. A.	10
27	Green Bay (72,014)	@ Dallas	31
33	Houston (52,289)	@ Houston	19
10	Baltimore (69,520)	@ Dallas	16

1969 (4-2-0)

17	Los Angeles (87,381)	@ L. A.	24
20	San Francisco (33,894)	@ S. F.	17
31	Green Bay (73,764)	@ Dallas	13
14	Houston (55,310)	@ Houston	11
25	N. Y. Jets (74,771)	@ Dallas	9
7	Baltimore (58,975)	@ Dallas	23

THE NEW LINE-UP

With the completion of the merger and the subsequent realignment, the four-division structure of the old NFL was done away with. The Cowboys are no longer in the Capitol Division, but in the East. Here's the way the two Conferences line up:

NATIONAL FOOTBALL CONFERENCE

EASTERN DIVISION

DALLAS
NEW YORK GIANTS
PHILADELPHIA
ST. LOUIS
WASHINGTON

CENTRAL DIVISION

CHICAGO
DETROIT
GREEN BAY
MINNESOTA

WESTERN DIVISION

ATLANTA
LOS ANGELES
NEW ORLEANS
SAN FRANCISCO

AMERICAN FOOTBALL CONFERENCE

EASTERN DIVISION

BALTIMORE
BOSTON
BUFFALO
MIAMI
NEW YORK JETS

CENTRAL DIVISION

CINCINNATI
CLEVELAND
HOUSTON
PITTSBURGH

WESTERN DIVISION

OAKLAND
KANSAS CITY
SAN DIEGO
DENVER

NFL Final Standings - 1969

EASTERN CONFERENCE

CAPITOL DIVISION							CENTURY DIVISION						
	W	L	T	Pct.	Pts.	OP		W	L	T	Pct.	Pts.	OP
Dallas	11	2	1	.846	369	223	Cleveland	10	3	1	.769	351	300
Washington	7	5	2	.583	307	319	New York	6	8	0	.429	264	298
New Orleans	5	9	0	.357	311	393	St. Louis	4	9	1	.308	314	389
Philadelphia	4	9	1	.308	279	377	Pittsburgh	1	13	0	.071	218	404

WESTERN CONFERENCE

COASTAL DIVISION							CENTRAL DIVISION						
	W	L	T	Pct.	Pts.	OP		W	L	T	Pct.	Pts.	OP
Los Angeles	11	3	0	.785	320	243	Minnesota	12	2	0	.857	379	133
Baltimore	8	5	1	.615	279	268	Detroit	9	4	1	.692	259	188
Atlanta	6	8	0	.429	276	268	Green Bay	8	6	0	.571	269	221
San Francisco	4	8	2	.333	277	319	Chicago	1	13	0	.071	210	339

AFL Final Standings - 1969

EASTERN DIVISION							WESTERN DIVISION						
	W	L	T	Pct.	Pts.	OP		W	L	T	Pct.	Pts.	OP
New York	10	4	0	.714	353	269	Oakland	12	1	1	.923	377	242
Houston	6	6	2	.500	278	279	Kansas City	11	3	0	.786	359	177
Boston	4	10	0	.286	266	316	San Diego	8	6	0	.571	288	276
Buffalo	4	10	0	.286	230	359	Denver	5	8	1	.385	297	344
Miami	3	10	1	.231	233	332	Cincinnati	4	9	1	.308	280	367

LOOKING AHEAD

The following is a list of the future non-Eastern Division opponents for the Cowboys through 1978, the date and site to be determined. In addition, the Cowboys will play home and away games with the other four Eastern Division teams — New York Giants, Philadelphia Eagles, St. Louis Cardinals and Washington Redskins.

1971
 NEW ORLEANS
 LOS ANGELES
 CHICAGO
 BOSTON
 NEW YORK JETS
 BUFFALO

1972
 GREEN BAY
 DETROIT
 SAN FRANCISCO
 SAN DIEGO
 BALTIMORE
 PITTSBURGH

1973
 NEW ORLEANS
 LOS ANGELES
 CHICAGO
 MIAMI
 DENVER
 CINCINNATI

1974
 SAN FRANCISCO
 MINNESOTA
 ATLANTA
 OAKLAND
 CLEVELAND
 HOUSTON

1975
 GREEN BAY
 DETROIT
 LOS ANGELES
 KANSAS CITY
 BOSTON
 NEW YORK JETS

1976
 NEW ORLEANS
 CHICAGO
 ATLANTA
 BUFFALO
 SAN DIEGO
 BALTIMORE

1977
 MINNESOTA
 DETROIT
 SAN FRANCISCO
 PITTSBURGH
 MIAMI
 DENVER

1978
 GREEN BAY
 MINNESOTA
 ATLANTA
 CINCINNATI
 OAKLAND
 CLEVELAND

CHAMPIONSHIP PLAYOFFS

1933—BEARS 23—Giants 21
1934—GIANTS 30—Bears 13
1935—LIONS 26—Giants 7
1936—PACKERS 21—Boston Redskins 6
1937—WASH. REDSKINS 28—Bears 21
1938—GIANTS 23—Packers 17
1939—PACKERS 27—Giants 0
1940—BEARS 73—Redskins 0
1941—BEARS 37—Giants 9
1942—REDSKINS 14—Bears 6
1943—BEARS 41—Redskins 21
1944—PACKERS 14—Giants 7
1945—CLEVE. RAMS 15—Redskins 14
1946—BEARS 24—Giants 14
1947—CARDS 28—Eagles 21
1948—EAGLES 7—Cards 0
1949—EAGLES 14—L. A. Rams 0
1950—BROWNS 30—Rams 28
1951—RAMS 24—Browns 17

1952—LIONS 17—Browns 7
1953—LIONS 17—Browns 16
1954—BROWNS 56—Lions 10
1955—BROWNS 38—Rams 14
1956—GIANTS 47—Bears 7
1957—LIONS 59—Browns 14
*1958—COLTS 23—Giants 17
1959—COLTS 31—Giants 16
1960—EAGLES 17—Packers 13
1961—PACKERS 37—Giants 0
1962—PACKERS 16—Giants 7
1963—BEARS 14—Giants 10
1964—BROWNS 27—Colts 0
1965—PACKERS 23—Browns 12
1966—PACKERS 34—Cowboys 27
1967—PACKERS 21—Cowboys 17
1968—COLTS 34—Browns 0
1969—VIKINGS 27—Browns 7
* Sudden Death Playoff

PRO BOWL GAME RESULTS

1951—AMERICAN 28, National 27
1952—NATIONAL 39, American 13
1953—NATIONAL 27, American 7
1954—EASTERN 20, Western 9
1955—WESTERN 26, Eastern 19
1956—EASTERN 31, Western 30
1957—WESTERN 19, Eastern 10
1958—WESTERN 26, Eastern 7
1959—EASTERN 28, Western 21
1960—WESTERN 38, Eastern 21

1961—WESTERN 35, Eastern 31
1962—WESTERN 31, Eastern 30
1963—EASTERN 30, Western 20
1964—WESTERN 31, Eastern 17
1965—WESTERN 34, Eastern 14
1966—EASTERN 36, Western 7
1967—EASTERN 20, Western 10
1968—WESTERN 38, Eastern 20
1969—WESTERN 10, Eastern 7
1970—WESTERN 16, Eastern 13

ALL-STAR GAME RESULTS

1934—CHICAGO BEARS 0—All-Stars 0
1935—CHICAGO BEARS 5—All-Stars 0
1936—DETROIT 7—All-Stars 7
1937—ALL-STARS 6—Green Bay 0
1938—ALL-STARS 28—Washington 16
1939—N. Y. GIANTS 9—All-Stars 0
1940—GREEN BAY 45—All-Stars 28
1941—CHICAGO BEARS 37—All-Stars 13
1942—CHICAGO BEARS 21—All-Stars 0
1943—ALL-STARS 27—Washington 7
1944—CHICAGO BEARS 24—All-Stars 21
1945—GREEN BAY 19—All-Stars 7
1946—ALL-STARS 16—Los Angeles 0
1947—ALL-STARS 16—Chicago Bears 0
1948—CHICAGO CARDS 28—All-Stars 0
1949—PHILADELPHIA 38—All-Stars 0
1950—ALL-STARS 17—Philadelphia 7
1951—CLEVELAND 33—All-Stars 0

1952—LOS ANGELES 10—All-Stars 7
1953—DETROIT 24—All-Stars 10
1954—DETROIT 31—All-Stars 6
1955—ALL-STARS 30—Cleveland 27
1956—CLEVELAND 26—All-Stars 0
1957—NEW YORK 22—All-Stars 12
1958—ALL-STARS 35—Detroit 19
1959—BALTIMORE 29—All-Stars 0
1960—BALTIMORE 33—All-Stars 7
1961—PHILADELPHIA 28—All-Stars 14
1962—GREEN BAY 42—All-Stars 20
1963—ALL-STARS 21—Green Bay 17
1964—CHICAGO 28—All-Stars 17
1965—CLEVELAND 24—All-Stars 16
1966—GREEN BAY 38—All-Stars 0
1967—GREEN BAY 27—All-Stars 0
1968—GREEN BAY 34—All-Stars 17
1969—N. Y. JETS 26—All-Stars 24

PLAYOFF BOWL

1961—LIONS 17, Browns 16
1962—LIONS 38, Eagles 10
1963—LIONS 17, Steelers 10
1964—PACKERS 40, Browns 23
1965—CARDINALS 24, Packers 17

1966—COLTS 35, Cowboys 3
1967—COLTS 20, Eagles 14
1968—RAMS 30, Browns 6
1969—COWBOYS 17, Vikings 13
1970—RAMS 31, Cowboys 0

NFL-AFL CHAMPIONSHIP GAME

1966—PACKERS 35, Chiefs 10
1967—PACKERS 33, Raiders 14

1968—JETS 16, Colts 7
1969—CHIEFS 23, Vikings 7

EASTERN DIVISION CHAMPIONSHIP GAME

1967—COWBOYS 52, Browns 14
1968—BROWNS 31, Cowboys 20

1969—BROWNS 38, Cowboys 14

WESTERN DIVISION CHAMPIONSHIP GAME

1967—PACKERS 28, Rams 7
1968—COLTS 24, Vikings 14

1969—VIKINGS 23, Rams 20

CLUB-BY-CLUB 1969 SEASON RECORDS

ATLANTA (6-8)			BALTIMORE (8-5-1)			CHICAGO (1-13)			CLEVELAND (10-3-1)						
24	°	San Francisco	12	20	°	Los Angeles	27	0	Green Bay	17	27	Philadelphia	20		
7		Los Angeles	17	14		Minnesota	52	17	St. Louis	20	27	Washington	23		
14	°	Baltimore	21	21	°	Atlanta	14	24	New York	28	21	Detroit	28		
17	°	Dallas	24	24	°	Philadelphia	20	0	Minnesota	31	27	New Orleans	17		
21		San Francisco	7	30		New Orleans	10	7	Detroit	13	42	Pittsburgh	31		
10		Green Bay	28	21	°	San Francisco	24	7	Los Angeles	9	21	St. Louis	21		
6	°	Los Angeles	38	41	°	Washington	17	14	Minnesota	31	42	Dallas	10		
21		Detroit	27	14	°	Green Bay	6	38	Pittsburgh	7	3	Minnesota	51		
48	°	Chicago	31	17	°	San Francisco	20	31	Atlanta	48	24	Pittsburgh	3		
20		Washington	27	24		Chicago	21	21	Baltimore	24	28	New York	17		
6		Baltimore	13	13	°	Atlanta	6	24	Cleveland	28	28	Chicago	24		
45	°	New Orleans	17	17	°	Detroit	17	21	San Francisco	42	20	Green Bay	7		
27		Philadelphia	3	10		Dallas	27	3	Green Bay	21	27	St. Louis	21		
10	°	Minnesota	3	13		Los Angeles	7	3	Detroit	20	14	New York	27		
<u>276</u>			<u>268</u>	<u>279</u>			<u>268</u>	<u>210</u>		<u>339</u>	<u>351</u>		<u>300</u>		
DALLAS (11-2-1)			DETROIT (9-4-1)			GREEN BAY (8-6)			LOS ANGELES (11-3)						
24	°	St. Louis	3	13		Pittsburgh	16	17	°	Chicago	0	27	Baltimore	20	
21		New Orleans	17	24	°	New York	0	14	°	St. Francisco (M)	7	17	°	Atlanta	7
38		Philadelphia	7	28		Cleveland	21	7	°	Minnesota	19	36	°	New Orleans	17
24		Atlanta	17	17	°	Green Bay	28	28		Detroit	17	27	°	San Francisco	21
49	°	Philadelphia	14	13	°	Chicago	7	21		Los Angeles	34	34	°	Green Bay	21
25	°	New York	3	10		Minnesota	24	28	°	Atlanta	10	9		Chicago	7
10		Cleveland	42	26		San Francisco	14	38		Pittsburgh	34	38		Atlanta	6
33	°	New Orleans	17	27	°	Atlanta	21	6		Baltimore	14	41	°	San Francisco	30
41		Washington	28	20	°	St. Louis	0	7	°	Minnesota (M)	9	23		Philadelphia	17
23		Los Angeles	24	16		Green Bay	10	10	°	Detroit	16	24	°	Dallas	23
24	°	San Francisco	24	0	°	Minnesota	27	20	°	New York (M)	10	24		Washington	13
10		Pittsburgh	7	17		Baltimore	17	7		Cleveland	20	13	°	Minnesota	20
27	°	Baltimore	10	28	°	Los Angeles	0	21		Chicago	3	0		Detroit	28
20	°	Washington	10	20		Chicago	3	45	°	St. Louis	28	7	°	Baltimore	13
<u>369</u>			<u>223</u>	<u>259</u>			<u>188</u>	<u>269</u>		<u>221</u>	<u>320</u>			<u>243</u>	
MINNESOTA (12-2)			NEW ORLEANS (5-9)			NEW YORK (6-8)			PHILADELPHIA (4-9-1)						
23		New York	24	20	°	Washington	26	24	°	Minnesota	23	20	°	Cleveland	27
52	°	Baltimore	14	17	°	Dallas	21	0		Detroit	24	41	°	Pittsburgh	27
19	°	Green Bay	7	17		Los Angeles	36	28	°	Chicago	24	7	°	Dallas	38
31		Chicago	0	17	°	Cleveland	27	10	°	Pittsburgh	7	20		Baltimore	24
27		St. Louis	10	10	°	Baltimore	30	14		Washington	20	14		Dallas	49
24	°	Detroit	10	10		Philadelphia	13	3		Dallas	25	13	°	New Orleans	10
31	°	Chicago	14	51		St. Louis	42	20	°	Philadelphia	23	23		New York	20
51	°	Cleveland	3	17		Dallas	33	17		St. Louis	42	28		Washington	28
9		Green Bay (M)	7	25		New York	24	24	°	New Orleans	25	17	°	Los Angeles	23
52	°	Pittsburgh	14	43	°	San Francisco	38	17		Cleveland	28	34		St. Louis	30
27		Detroit	0	26	°	Philadelphia	17	10		Green Bay (M)	20	17		New Orleans	26
20		Los Angeles	13	17		Atlanta	45	49	°	St. Louis	6	29	°	Washington	34
10	°	San Francisco	7	14		Washington	17	21		Pittsburgh	17	3	°	Atlanta	27
3		Atlanta	10	27	°	Pittsburgh	24	27	°	Cleveland	14	13		San Francisco	14
<u>379</u>			<u>133</u>	<u>311</u>			<u>393</u>	<u>264</u>		<u>298</u>	<u>279</u>			<u>377</u>	
PITTSBURGH (1-13)			ST. LOUIS (4-9-1)			SAN FRANCISCO (4-8-2)			WASHINGTON (7-5-2)						
16	°	Detroit	13	3		Dallas	24	12		Atlanta	24	26		New Orleans	20
27		Philadelphia	41	20	°	Chicago	17	7		Green Bay (M)	14	23		Cleveland	27
14	°	St. Louis	27	27		Pittsburgh	14	17	°	Washington	17	17		San Francisco	17
7		New York	10	17		Washington	33	21	°	Los Angeles	27	33	°	St. Louis	17
31		Cleveland	42	10	°	Minnesota	27	7		Atlanta	21	20	°	New York	14
7	°	Washington	14	21		Cleveland	21	24		Baltimore	21	14		Pittsburgh	7
34	°	Green Bay	38	42	°	New Orleans	51	14	°	Detroit	26	17		Baltimore	41
7		Chicago	38	42	°	New York	17	30		Los Angeles	41	28	°	Philadelphia	28
3	°	Cleveland	24	0		Detroit	20	20	°	Baltimore	17	28	°	Dallas	41
14		Minnesota	52	30	°	Philadelphia	34	38		New Orleans	43	27	°	Atlanta	20
10		St. Louis	47	47	°	Pittsburgh	10	24		Dallas	24	13	°	Los Angeles	24
7	°	Dallas	10	6		New York	49	42	°	Chicago	21	34		Philadelphia	29
17	°	New York	21	21	°	Cleveland	27	7		Minnesota	10	17	°	New Orleans	14
24		New Orleans	27	28		Green Bay	45	14	°	Philadelphia	13	10		Dallas	20
<u>218</u>			<u>404</u>	<u>314</u>			<u>389</u>	<u>277</u>		<u>319</u>	<u>307</u>			<u>319</u>	

* Home Game (M) Milwaukee

MONDAY, NOV. 9

Baltimore vs. Green Bay
(at Milwaukee) 8:00

SUNDAY, NOV. 15 (NINTH WEEK)

Atlanta at Philadelphia 1:00
Buffalo at Baltimore 2:00
Chicago at Green Bay 1:00
Cleveland at Cincinnati 1:00
Detroit at Minnesota 1:00
Kansas City at Pittsburgh 1:00
New Orleans at Miami 1:00
New York Jets at Los Angeles 1:00
Oakland at Denver 2:00
San Diego at Boston 1:00
San Francisco at Houston 1:00
Washington at New York Giants 1:00

MONDAY, NOV. 16

St. Louis at Dallas 8:00

SUNDAY, NOV. 22 (TENTH WEEK)

Baltimore at Miami 1:00
Boston at New York Jets 1:00
Buffalo at Chicago 1:00
Dallas at Washington 1:00
Denver at New Orleans 1:00
Green Bay at Minnesota 1:00
Houston at Cleveland 1:00
Los Angeles at Atlanta 1:00
Pittsburgh at Cincinnati 1:00
St. Louis at Kansas City 3:00
San Diego at Oakland 1:00
San Francisco at Detroit 1:00

MONDAY, NOV. 23

New York Giants at Philadelphia 9:00

THURSDAY, NOV. 26 (ELEVENTH WEEK)

(Thanksgiving)

Oakland at Detroit 12:00
Green Bay at Dallas 2:30

SUNDAY, NOV. 29

Boston at Buffalo 1:00
Chicago at Baltimore 2:00
Cleveland at Pittsburgh 1:00
Denver at Houston 1:00
Los Angeles at San Francisco 1:00
Minnesota at New York Jets 1:00
New Orleans at Cincinnati 1:00
New York Giants at Washington 1:00
Philadelphia at St. Louis 1:00
San Diego at Kansas City 1:00

MONDAY, NOV. 30

Miami at Atlanta 9:00

SATURDAY, DEC. 5 (TWELFTH WEEK)

Chicago at Minnesota 12:00

SUNDAY, DEC. 6

Atlanta at San Francisco 1:00
Boston at Miami 1:00
Buffalo at New York Giants 1:00
Cincinnati at San Diego 1:00
Denver at Kansas City 1:00
Green Bay at Pittsburgh 1:00
New Orleans at Los Angeles 1:00

Oakland at New York Jets 1:00
Philadelphia at Baltimore 2:00
St. Louis at Detroit 1:00
Washington at Dallas 3:00

MONDAY, DEC. 7

Cleveland at Houston 8:00

**SATURDAY, DEC. 12
(THIRTEENTH WEEK)**

Dallas at Cleveland 1:00
Kansas City at Oakland 1:00

SUNDAY, DEC. 13

Baltimore at Buffalo 1:00
Cincinnati at Houston 1:00
Green Bay at Chicago 1:00
Minnesota at Boston 1:00
New York Giants at St. Louis 1:00
New York Jets at Miami 4:00
Philadelphia at Washington 1:00
Pittsburgh at Atlanta 1:00
San Diego at Denver 2:00
San Francisco at New Orleans 1:00

MONDAY, DEC. 14

Detroit at Los Angeles 6:00

**SATURDAY, DEC. 19
(FOURTEENTH WEEK)**

New York Jets at Baltimore 3:00

SUNDAY, DEC. 20

Boston at Cincinnati 1:00
Buffalo at Miami 1:00
Chicago at New Orleans 1:00
Cleveland at Denver 2:00
Green Bay at Detroit 1:00
Houston at Dallas 1:00
Kansas City at San Diego 1:00
Los Angeles at New York Giants 1:00
Minnesota at Atlanta 1:00
Pittsburgh at Philadelphia 1:00
St. Louis at Washington 1:00
San Francisco at Oakland 1:00

NFL POST-SEASON**CHAMPIONSHIP GAMES
SATURDAY, DECEMBER 26**

AMERICAN CONFERENCE DIVISIONAL
PLAYOFF

NATIONAL CONFERENCE DIVISIONAL
PLAYOFF

SUNDAY, DECEMBER 27

AMERICAN CONFERENCE DIVISIONAL
PLAYOFF

NATIONAL CONFERENCE DIVISIONAL
PLAYOFF

SUNDAY, JANUARY 3

AMERICAN CONFERENCE CHAMPION-
SHIP GAME

NATIONAL CONFERENCE CHAMPION-
SHIP GAME

SUNDAY, JANUARY 17

SUPER BOWL CHAMPIONSHIP GAME
AT MIAMI, FLORIDA

NFL 1970 REGULAR SEASON SCHEDULE

(All times local, Daylight or Standard)

FRIDAY, SEPT. 18 (FIRST WEEK)
St. Louis at Los Angeles 8:00

SATURDAY, SEPTEMBER 19
Chicago at New York Giants 8:00

SUNDAY, SEPT. 20
Atlanta at New Orleans 1:00
Baltimore at San Diego 1:00
Dallas at Philadelphia 1:00
Denver at Buffalo 1:00
Detroit at Green Bay 1:00
Houston at Pittsburgh 1:00
Kansas City at Minnesota 3:00
Miami at Boston 1:00
Oakland at Cincinnati 1:00
Washington at San Francisco 1:00

MONDAY, SEPT. 21
New York Jets at Cleveland 9:00

SUNDAY, SEPT. 27 (SECOND WEEK)
Atlanta at Green Bay 1:00
Cincinnati at Detroit 1:00
Cleveland at San Francisco 1:00
Los Angeles at Buffalo 1:00
Miami at Houston 1:00
New Orleans at Minnesota 1:00
New York Giants at Dallas 1:00
New York Jets at Boston 1:00
Oakland at San Diego 1:00
Philadelphia at Chicago 1:00
Pittsburgh at Denver 2:00
Washington at St. Louis 1:00

MONDAY, SEPT. 28
Kansas City at Baltimore 9:00

SATURDAY, OCT. 3 (THIRD WEEK)
Oakland at Miami 8:00
Pittsburgh at Cleveland 9:00

SUNDAY, OCT. 4
Boston at Baltimore 2:00
Dallas at St. Louis 1:00
Houston at Cincinnati 1:00
Kansas City at Denver 2:00
Minnesota vs. Green Bay (at Milwaukee) 3:00
New York Giants at New Orleans 1:00
New York Jets at Buffalo 1:00
San Diego at Los Angeles 1:00
San Francisco at Atlanta 1:00
Washington at Philadelphia 1:00

MONDAY, OCT. 5
Chicago at Detroit 8:00

SATURDAY, OCT. 10 (FOURTH WEEK)
Miami at New York Jets 8:00

SUNDAY, OCT. 11
Atlanta at Dallas 1:00
Baltimore at Houston 1:00
Boston at Kansas City 1:00
Buffalo at Pittsburgh 1:00
Cincinnati at Cleveland 1:00
Denver at Oakland 1:00
Detroit at Washington 1:00
Minnesota at Chicago 1:00
New Orleans at St. Louis 1:00
Philadelphia at New York Giants 1:00
San Francisco at Los Angeles 1:00

OCT. 12
Green Bay at San Diego 6:00

SUNDAY, OCT. 12 (FIFTH WEEK)
Atlanta at Denver 2:00
Baltimore at New York Jets 1:00
Dallas at Minnesota 3:00
Detroit at Cleveland 1:00
Kansas City at Cincinnati 4:00
Los Angeles at Green Bay 1:00
Miami at Buffalo 1:00
New Orleans at San Francisco 1:00
New York Giants at Boston 1:00
Pittsburgh at Houston 1:00
St. Louis at Philadelphia 1:00
San Diego at Chicago 1:00

MONDAY, OCT. 19
Washington at Oakland 6:00

SUNDAY, OCT. 25 (SIXTH WEEK)
Baltimore at Boston 1:00
Buffalo at New York Jets 1:00
Cincinnati at Washington 1:00
Cleveland at Miami 1:00
Dallas at Kansas City 3:00
Denver at San Francisco 1:00
Detroit at Chicago 1:00
Houston at San Diego 1:00
New Orleans at Atlanta 1:00
Philadelphia vs. Green Bay (at Milwaukee) 1:00
Pittsburgh at Oakland 1:00
St. Louis at New York Giants 1:00

MONDAY, OCT. 26
Los Angeles at Minnesota 8:00

SUNDAY, NOV. 1 (SEVENTH WEEK)
Buffalo at Boston 1:00
Chicago at Atlanta 1:00
Green Bay at San Francisco 1:00
Houston at St. Louis 1:00
Los Angeles at New Orleans 1:00
Miami at Baltimore 2:00
Minnesota at Detroit 1:00
New York Giants at New York Jets 1:00
Oakland at Kansas City 3:00
Philadelphia at Dallas 1:00
San Diego at Cleveland 1:00
Washington at Denver 2:00

MONDAY, NOV. 2
Cincinnati at Pittsburgh 9:00

SUNDAY, NOV. 8 (EIGHTH WEEK)
Atlanta at Los Angeles 1:00
Boston at St. Louis 1:00
Cincinnati at Buffalo 1:00
Cleveland at Oakland 1:00
Dallas at New York Giants 1:00
Denver at San Diego 1:00
Detroit at New Orleans 1:00
Houston at Kansas City 1:00
Miami at Philadelphia 1:00
Minnesota at Washington 1:00
New York Jets at Pittsburgh 1:00
San Francisco at Chicago 1:00

(Continued on Inside Back Cover)